

Possibility Thinking:
Explorations in Logic and Thought

by Justin Coslor

Possibility Thinking: Explorations in Logic and Thought

by Justin Coslor

Table of Contents:

Book I:
Patterns In Contexts

5/1/2005 Property grouping axioms in cross-domain relations

10/8/1999 Patterns In Contexts: a computational model for representing information metaphorically through abductive reasoning

8/5/2005 Augmenting Ideas: Generating New Perspectives on Information

8/6/2005 Epistemology Systems

5/23/2005 Some definitions for Patterns In Contexts Theory

8/2/2005 Cliff Partitions

5/23/2005 Object-oriented processing

5/27/2005 Simulated Models and Utility Axioms

5/22/2005 Operation Spaces continued - Tomographic Data Structures

5/21/2005 Operation Spaces: Grids V.S. Networks

5/14/2005 Key axioms and branch axioms in pattern collections

11/7/2004 Hypothetical Relation Highlighting in Undefined Data Sets

9/23/2004 Am I reinventing the wheel?

8/20/2004 Programming

8/4/2005 Programming Languages

9/22/2004 Patterns In Contexts Cognition Kernel

6/13/2004 Complexity

6/5/2004 Linker Patterns

5/31/2004 Patterns In Contexts Cognition

9/7/2000 Knowledge Mining

7/13/2005 Pattern Occurances

7/5/2005 ePIC Goal Representation

6/3/2005 Cross-Domain Relations in Analogical Relations

6/3/2005 Patterns In Context and Question Asking Systems for Object-Oriented Programming

5/30/2005 Complexity Progressions

9/7/2004 Metaphoric Operations on Patterns Across Contexts

8/23/2004 Information Theory Quotes

12/25/2004 Metaphoric Operations

1/9/2005 Visual Dictionaries and Axiomatic Abductive Simulation

8/7/2005 Patterns In Contexts: 3D Engine

1/9/2005 Graphical Representation and Visual Heuristics

7/20/2005 Creativity & Understanding

7/17/2005 Concepts

7/8/2005 Measurement Systems

7/2/2005 Re-contextualized Patterns

6/25/2005 Observing patterns and differences

6/24/2005 Patterns Matching

6/20/2005 Remote-Controlled Contexts Via Pre-Processor Switchboards

6/12/2005 Definitions

6/5/2005 Geometric Abstractions

6/4/2005 Index of Topics

6/4/2005 Abstraction

6/3/2005 Analogical Recursions

5/25/2005 Implicit V.S. Explicit Knowledge

5/16/2005 Analogy, Metaphor, and Examples

5/4/2005 Sight

4/25/2003 Computer Vision

5/6/2005 Rules Are Behavioral Expectations

1/7/2005 Categories: Part 1

11/7/2004 Hypothetical Relation Highlighting in Undefined Data Sets

9/12/2004 Some Thoughts on Information Theory

10/22/2004 Some Methods of Proof

8/12/2004 Axiom Notes

6/8/2004 Contexts

6/5/2004 Perception

8/10/2005 Perception -- continued from 6/5/2004....

5/17/2003 A.I. Notes

10/20/2004 Mission Statement

**Book II:
Networks of Questions**

2/28/98 Everything I know about questions

6/17/2005 Question Networks: option questions v.s. spectrum questions

5/25/2005 Question expectation templates and question context intersections

5/24/2005 Question asking systems

5/10/2005 Re-defining basic question thought forms

5/11/2005 Writing Tips

10/20/2004 Regarding Education

6/1/2005 Choice

5/31/2005 Creativity

5/28/2005 Intuitions

**Book III:
Math Ideas:**

9/13/2004 Infinity

10/19/2004 The upper limits of NP-Completeness

10/17/2004 Qualifying & Quantifying Dimensionality

10/4/2004 Spirals

7/10/2004 Light Spirals

7/11/2004 Light Spirals continued

5/22/2004 Cross Domain Relations, for the Mathematics of Alternative Route
Exploration

2/1/2005 Hierarchical Number Theory: Graph Theory Conversions

3/25/2004 Hierarchical Number Theory Applied to Graph Theory

1/31/2005 Odd and Even Prime Cardinality

6/10/2005 HOPS: Hierarchical Offset Prefixes

7/7/2005 Prime Breakdown Lookup Tables

10/7/2004 Prime divisor-checking in parallel processing pattern search

12/24/2004 Looking for ways to merge prime number perception algorithms

10/17/2004 to 10/25/2004 Prime Sequence Matcher (to be made into software)

10/26/2004 Prime Sequence Matcher Algorithm

10/24/2004 Prime number patterns based on a ratio balance of the largest near-midpoint prime number and the non prime combinations of factors in the remainder

10/5/2004 Prime Numbers in Geometry continued . . . Modulo Binary

9/30/2004 Prime Numbers in Geometry

7/25/2005 Geometry of the Numberline: Pictograms and Polygons.

7/27/2005 Combining level.group.offset hierarchical representation with base N pictogram representation of numbers

7/28/2005 Optimal Data Compression: Geometric Numberline Pictograms

7/24/2005 Prime Inversion Charts

10/8/2004 Classical Algebra (textbook notes)

9/26/2004 Privacy

9/17/2004 A Simple, Concise, Encryption Syntax

6/30/2005 Automatic Systems

5/11/2005 How to combine sequences

1/4/2005 Notes from the book "Connections: The Geometric Bridge Between Art and Science" + some ideas

8/26/2004 Notes on three papers in the MIT Encyclopedias of Cognitive Science by Professor Wilfried Sieg: Formal Systems, Church Turing Thesis, and Godel's Theorems

8/26/2004 Concepts that I'll need to study to better understand logic and computation

Book IV:
Invention Ideas

10/28/2004 Penny Universities

1/1/2005 Inspiring book notes & some art product ideas

1/15/2005 Art Software For Making Symmetrical Design Patterns & Motifs

1/1/2005 Perspective Drawing Projects

1/13/1998 Robotics

8/27/2004 Video Game Idea

2/8/2005 Portable Operating Systems On Cross-Platform USB 2.0 Flash-Memory Devices

7/17/2005 Nanotechnology

7/12/2005 Product idea: seed kits for suburban gardens

7/12/2005 Bottled Water

6/29/2005 Camping Stuff

6/29/2005 Cooling Shirt

6/27/2005 Dune Shirt

6/29/2005 Alternative Energy System for homes that have an acre or more

6/18/2005 Knowledge lifespans and pictograph software

6/18/2005 Pictograph books for language adaptation

6/18/2005 Knowledge lifespans and pictograph software

6/16/2005 Industries, Priority Systems, and Adaptation

6/14/2005 Industry Creation

5/27/2005 Natural Gas Mining in Landfills, Using Grids of Vertical Bamboo Tubes

5/27/2005 3-Legged Walking Robot (It Gallops)

3/16/2005 Magneto-sonic Element Separator

1/7/2005 Diamagnetic Electromagnets

2/8/2005 PDA Kiosks

8/10/2005 PDA Virtual Reality/Augmented Reality System

11/12/2004 My eBike Shop: Eco-Bikes(TM)(R)

1/21/2005 Ram-Horn Handlebars for City Bikes

1/13/2005 Augmented Reality Goggles for doing X-Ray Vision and 3D Image Reconstruction

9/19/2004 New Kinds of Electric Generator/Electric Motors

11/7/2004 Batteries

10/31/2004 Diamagnetic Energy Generation Satellites

10/7/2004 Electromagnetism

9/26/2004 Magnetic Coordinates

9/23/2004 Magnetic Battery Idea

8/23/2004 Toroidal EM Fields

9/19/2004 Crystalline Memory Lattices, and Super-Cheap Gigantic Diamagnetic Electromagnets

9/6/2004 Supercomputer and Memory Technology

9/24/2004 Speculation about photodiodes, photovoltaics, and the nature of energy transmission through materials

9/14/2004 A New Kind of Potentiometer (which can be used as a tactile sensor)

9/12/2004 Highly sensitive tactile/optical range-finding robotic finger sensor-pads

9/11/2004 A cheaper kind of touch-screen for computer kiosks for 2D operating system user interface haptics and 3D augmented reality user interface haptics

10/29/2004 Course Catalog and Skills Inventory (Software Idea)

11/12/2004 Cottage Industry Explosion: Portable Inexpensive Manufacturing Robots for Intentional Communities in America

11/5/2004 Cottage Industry Stuff

11/11/2004 Holographic Ranging Orbiting Space Telescopes, for Holographic Geometric Reconstruction of Distant Celestial Objects and Celestial Systems (or point it at the Earth for Geographical Information Systems)

10/29/2004 Safety Skin for Robots

10/20/2004 Free public archive of great anonymous writing and poetry

10/11/2004 Precise EM field sensing nanocoil fabric

9/8/2004 Notes on an Intelligent Agents book

11/14/2002 2D Wireframe Digitalization of Digital Images for Computer Vision

11/14/2002 Computer Vision Thought

4/8/2005 3D Engine Idea

8/7/2005 Binary Space Partition Trees

8/10/2005 Data compression for 3D polygonal objects

8/11/2005 3D compression scheme

-----Re-write my paper on Chromodepth prism glasses and anaglyphs and how you can just snap regular photos in a black room that has a red, blue and green light sequentially lined up illuminating the objects front to back, for making 3D Chromodepth photos.

10/21/2002 Thoughts on Computer Vision: 2D Snapshots to 3D Wireframe

9/29/2002 More Computer Vision Thoughts

10/21/2002 Imaginative new perspectives on famous artworks

10/01/2002 More thoughts on my Thermoelectric Generator Cloth Invention

10/16/2002 Inventory of revolutionary inventions that I've invented (but not built) up to this date

6/18/2005 Puzzles

6/19/2005 World Medicine

**Book V:
Philosophy & Quotes**

5/15/2005 Some topics I like that I think can really help people and the world

7/18/2005 Applied Spirituality

6/20/2005 A dream I had

6/14/2005 The Dreamworld

7/5/2005 Violence quote

8/10/2005 The Philosophy of Nuclear War

6/13/2005 Ways To Help -- Topical Index of Ideas to Elaborate On:

6/23/2005 Bubble quote

6/20/2005 The Future

7/7/2005 Homo-Sapien Evolution

6/13/2005 Prizes

6/7/2005 Interconnected Galaxies

6/9/2005 Stargate

5/31/2005 Freedom in Sleep

5/29/2005 Good Thinking V.S. Flawed Thinking

2/19/2005 Hollywood quote

11/11/2004 Do magnets affect time?

11/8/2004 Measuring Progress

10/28/2004 Me

10/28/2004 Expectations

10/27/2004 New Logic Operators

10/12/2004 Motion

1/7/2004 & 1/10/2005 Book Notes on "Connections", and "Telepathy, and the Etheric Vehicle"

10/02/2002 Outside the library

12/3/2004 The Soul

8/16/2004 One possible order of developments leading up to friendly intelligence

6/5/2005 Monality and Plurality

11/12/2004 Life Rule of Thumb :: Love and Forgiveness

4/24/2005 More thoughts on the philosophy of love...

4/8/2004 Excerpt from Justin's Journal

8/7/2005 Appreciation

4/30/2005 Ways to heighten interest and ways of inspiring motivation

1/16/2005 On Motivation

11/24/2003 Information Theory Quotes

1/19/2005 Perls of Wisdom

2004 Justin Coslor's Resume

Book I:
Patterns In Contexts

Copyright 5/1/2005 Justin Coslor
Property grouping axioms in cross-domain relations.

(See diagram.)

1. All variables have properties.
2. All properties are independent of their variable's context(s).
3. All properties have some combination of qualitative relations, quantitative relations, existential locations, and existential conditions.
4. Every variable exists within a context and can vary from context to context.

5. Contexts are composed of networks of patterns, patterns are composed of networks of variables, and variables are composed of networks of properties.

6. Information can be represented as patterns in contexts, and in that way it can be represented metaphorically through analogical reasoning and abductive reasoning. Relations of various kinds, location(s), and condition(s) (upon and of) exist at all of the various levels, and those are the data access points.

As writer and owner of this piece of intellectual property I hereby declare it universally free for use and modification, except I don't condone its use in weapon systems or for deception of any kind. This legal agreement cannot be modified ever, and all modifications of this logic and/or data are bound by this same agreement. You may sell applications and/or services that use this logic (or its modifications) but you may not sell the logic itself and you may not try to prevent others from understanding or using the logic in any way except if they try to use it for deception or military weapon applications. Sincerely, Justin Coslor. May 1st, 2005.

Patterns in Contexts: a computational model for representing information metaphorically through abductive reasoning.

All ideas herein are Copyright by Justin Coslor on their respective dates. These notes are a progression of the concepts in the order they occurred to me.

10/8/99

Invent a digital method or circuit (fast physical algorithm) for mimicking a pattern. Do it by modeling the pattern's relationships metaphorically (as a metaphor of existing memory or experience).

If circular reasoning is involved, what is the least experience or innate memory required to start the circular reasoning engine?

Topic: Circular reasoning engines (in logic and computation).

11/19/1999 The definitive nature of knowledge. This occurred to me as a pseudo-sophomore at Carnegie Mellon University in Pittsburgh, PA USA. (It's a first draft so please forgive its sketchiness.)

All knowledge=information, which can be represented as metaphors. Metaphors are applied to specific contexts and general contexts=multiple contexts.

- A. All knowledge is metaphors applied to ≥ 1 context.
- B. A metaphor is a set of associations (links, patterns) that can or is applied to a context. A single context...A single specific context...general/nonspecific contexts.
- C. A context is a set of restrictions (restrictions on information, associations, links, patterns, sometimes even contexts).

Therefore the statement A is equivalent to this statement:

"Each piece of knowledge is a set of associations that can be applied to ≥ 1 set(s) of restrictions."

The use of this I had in mind is to make a computer software that could understand and manipulate (and maybe even apply) metaphors. Many other ideas occurred to me today too, possibly due to doing yogi breathing and meditation exercises and taking vitamins since my health had been suffering.

10/31/2003 Epistemology Framework for Artificial Intelligence "Patterns in Contexts" continued...

* A pattern is a collection of symmetries, where each partition section of data of every symmetry in the collection corresponds to another partition section of data in that collection, or sometimes corresponds to a piece or pieces of data in another collection (or other collections) which may or may not be part of a similar symmetry in that other collection.

If data has recognizable features, it is a pattern.

Repetition is what makes a symmetry, and is what makes a pattern's features recognizable.

Unique partition sections of data are the atomic elements that a pattern's features are composed of. A symmetry is a type of repetition, but a repetition isn't always a symmetry (see metaphor definition below).

* A context is a map of patterns within (thus bounded by) either a set or stream of data in which other patterns are ignored or are not apparent. Or a context bounded by a larger pattern than the map itself (which itself is a pattern that may or may not be part of the larger pattern), such as the ordinal of the map or a pattern larger than the boundaries of the scope. There can be many parallel streams, waves, or sets of data in, traveling through, across, or around the self-updating mapping of patterns which is chosen to be the context.

Sometimes the corresponding partitions of data that make up a repetition are translated by some pattern with each iteration, such as in a metaphor. Yet similarity remains apparent (identifiable by some means).

Again, I believe that information is patterns in contexts, and that information is metaphoric in nature.

Tip: If confused by this write-up of my premise, try reading the sentence in reverse order then back through again.

11/24/2003

Information is a symphony of symbolism and symmetry.

12/23/2003

Information, by its very nature, is a division. Yet it strives to become whole again, and at the very least, to become balanced.

4/7/2004 Category Theory: Abductive context changing using identified metaphoric patterns.

Some dimension additions for alternating or specializing the application of a pattern or set of patterns:

- Location
- Relative rate, relative timeline framework
- Newly recognized relations found under sequential and parallel recursive brute force and intuitively adaptive experimental logic search strategies -- Yields hypothetical considerations which can be temporally prioritized and recursively checked and updated from state to state and organized intelligently by current 1. depth, 2. branch size, 3. branch cardinality (alpha-numeric, etc), 4. task growth rate, and 5. average task completion rate (for scaling computability).

When you figure out why a variable is a variable in a particular way, that understanding becomes a new relation to consider, which in effect and affect either increases or decreases the dimensionality of the variable's context.

Some dimensions that are added usually increase task completion rate (such as specialization)

other dimensions that are added usually increase task growth rate (such as broadening the context or broadening the number of class categories to consider). Generalization can in some cases merge categories, classes, and/or contexts, or blur them for simplicity, and can increase or decrease completion rate.

Generalization is useful for experimentation.

All truth is but an approximation of a deeper truth.

A pattern is like a function, and a context is like a field. Each has relations, variables (when thought of metaphorically), and often the potential for variations and unconsidered variables of dimensionality.

5/15/2004

A working definition of the mystery of consciousness might be ascribed to the interplay between 1. perspective, 2. priorities, 3. intentions, and 4. awareness; all of which depend on the flexibility, state, and mechanisms of belief held by the subject.

5/16/2004

My data symmetry section analysis technique for perception through patterns in contexts may be able to play a key role in automating axiom and theorem discovery for any given context (i.e. contexts such as the integers, the reals, wavefield analysis, map data, behavioral intention charts, language/speech modeling and representation, transform sequences, etc.)

Any pattern discovered within a particular context can be applied to any of the known axioms and theorems of that context, and patterns that are discovered can sometimes be related to undiscovered axioms in that context. Anytime an axiom or theorem is discovered in a context, the entire context is redefined (as well as its subcontexts), and in doing so, its scope is narrowed.

Choose -> Search -> Experiment -> Classify -> Test -> Prove.

Choose/define context -> search for patterns -> search for patterns that relate discovered patterns -> postulate a classification for each discovered relation.

For each relation, if a classification category does not exist that closely matches the relation, then further experimentation, context choosing (add and/or subtract context dimensions), and pattern searching must be done, starting with the characteristics of all partially matched categories, until an accurate or exact classification or category definition can be derived.

After the relation's category is realized, search for more examples of that relation and derive a proof of it. If the relation can be proven to be applicable to all patterns in a given context and all subsets of that context, it can be said to be an axiom of that context.

8/3/2004

Context can be thought of as a network as well as a shell that encompasses abstract nodes. The context of a set is merely its powerset, that is, until relations are applied.

I don't believe in randomness, but I do believe that some contexts are larger or deeper than the scope of our perceptions.

8/4/2004

A context can also be thought of as a network of patterns, or even the network of relations that links patterns. But when relations are applied to a context, it becomes an organism. An organism that is capable of translation (metaphoric operations), modification (adaptation), division (duplication/reproduction/partitioning, and/or growth and association with other contexts).

8/5/2004

There are patterns, and they exist within and between/across contexts, and there are relations that act as reasoning engines that operate on the systems of patterns and contexts.

Patterns can have analogue distortion, digital distortion, or metaphoric distortion. Contexts can be approximations of larger contexts, and elaborations or extensions of smaller contexts or extensions of other contexts in general. There can be relatively unique (somewhat unique, minimal commonality) patterns and contexts. Note: the word "commonality" is based on the Greek root "monality", which is the "commonality" of the prime numbers. Each prime number is a "commonality." This can be visualized in terms of geometry, to some extent. Every prime number is balanced, and is symmetrical, and contains a unique number of dimensions, which are also unique kinds of dimensions. Patterns and contexts and relations can also be symmetry pieces of other patterns and contexts and relations, regardless of whether or not they are distorted in any given state or piece or part or linkage.

8/30/2004

Every context is founded on its own set of axioms and theorems, and adding an axiom to or from a context's foundation fundamentally changes the context profoundly, yet some structures may remain un-affected.

(*Note many of these notes may become invalid or ridiculous as you read more, so filtering may be necessary.)

8/23/2004

This is a quote from my journal.

""Metaphor" is a relational model of recursion, where the circular reasoning (in recursive definitions & recursive functions) cross-relates the elements of definitions & functions from multiple (or different) contexts. That is why cross-domain relations are so crucial to the metaphoric representation of knowledge and knowledge systems (logics)."

8/26/2004

"I also believe that information is metaphoric in nature (has algebraic interconnectivity), and that it can be represented as a composition of patterns in contexts, where the contexts themselves can be patterns, and the atomic elements of each pattern are composed of symmetry sections (partitions of data, where each partition is part of a local or dislocated repetition (a symmetry, and algebra). And it is only through the repetition of a data section that part of a pattern can become recognizable from apparently random white noise. Randomness and white noise are probably patterns that are larger than the scope of our perceptions, so the data appears random. And I say that metaphors can be represented geometrically because all of the prime numbers (the balance points in the universe) are symmetrical when represented geometrically, and it is likely through primarily symmetrical sensory and cognitive structures that our minds can interpret information. And I think of metaphors not as $A=B$, but more like the similarity of the juxtaposition of A's elements in the context of B, and B's elements in the context of A, in terms of general systems theory.

I equate truth with workable patterns that become more and more refined and defined as they get used. I believe that all truth that we are capable of perceiving is but a small approximation of the whole truth. And that the truth/patterns that we are capable of using is often subject to perception within varying contexts. But there seem to exist connections between information none-the-less, through whatever means. Possibly since (in my opinion) everything came from oneness)."

9/13/2004

Scope & Context -> Boundaries and Restrictions/Limitations

Class -> Purpose

Type -> Syntax

Pattern Definitions -> Semantics

Data Element Groups -> Configurations (Data Maps & Dependencies)

9/22/2004 Patterns in Contexts Cognition Kernel

Database -> Metabase -> Context Rotator -> Experiment Application Field

Expandable

Adaptable
Translatable
Summarizable subjectively/objectively
=====>
Metaphoric Linkers
Patterns Toolkit
Augmentation Socket Parameters

Analysis Scope Dimensionality
of (Input/Internal perspective "eyes")
Geometry & quantitative & qualitative properties of simultaneous interrupts and their
instantaneous functional interrelations and interactions across multivariate sequence states (such
as time & symmetry equivalencies). *Every set state is but an approximation of the possible
combinatorial translations.

11/20/2004 Epistemology thoughts on Metaphor Abduction

Metaphors hide cross-domain relations between generalized nouns, adjectives, and systems
within a semi-subjective context of perspective.

The descriptive mappings of metaphors and multi-layered metaphoric operations are
generally more foundational than their analogical counterparts, as the metaphoric objects and
relational context is generalized (from sett, type, and categorical specifics), which simplifies the
computational complexity of the models' qualitative factors, and provides new bases for
consideration and re-application of data, relations, and knowledge.

Metaphor generation provides the architectural basis and objective of considering new relations
and data experimentation for deriving and arriving at new models of understanding.

data --> context unknown
patterns --> hypothetical contexts
relations --> categorical context parsing
metaphoric relations --> cross-domain functions across contexts
specific knowledge --> contextual scope focusing/narrowing
analogies --> applies metaphoric relations to different examples of specific knowledge for partial
transitivity
new knowledge --> modifies existing contexts to incorporate new axioms.

4/6/2005 Prioritization and choice in decision systems (Part of a reasoning engine.)

New action (such as prioritization or actual action)
^__^
Evaluation -> criteria
^__^
outcome
^__^
choice
^__^
initiative factor(s)
^__^
prioritization
^__^
evaluation--> criteria
^__^
possibilities

4/24/2005

Inventing industries with patterns in contexts

What the world needs more of in order to support the ever rising population levels, is more industries. An entire industry can be created simply by developing a new kind of algorithm, or an algorithm that creates a niche for people to fill with services or products.

An algorithm can be developed by applying an axiom to a new context.

This may require forming or describing a new context or kind of context, with intentions and expectations and attributes or properties in mind, as axioms are chosen and adapted to make that possible. Theorems can then be derived from those axioms, that are specific to that context, and when possible, they can be metaphorically related to theorems in other contexts. This is the basis for the patterns in contexts model for creating new information. It relates directly to abductive reasoning, analogical reasoning, and cross-domain relations.

Axioms depend on which dimensions they can exist in and apply to. For they are the links that connect different dimensions, parts of dimensions, and sets of dimensions, with the goal of unique lowest-terms representation. Usually they incorporate at least some implicit knowledge or material structure in their model.

Copyright 5/1/2005 Justin Coslor

Property grouping axioms in cross-domain relations.

(See diagram.)

1. All variables have properties.
2. All properties are independent of their variable's context(s).
3. All properties have some combination of qualitative relations, quantitative relations, existential locations, and existential conditions.
4. Every variable exists within a context and can vary from context to context.
5. Contexts are composed of networks of patterns, patterns are composed of networks of variables, and variables are composed of networks of properties.
6. Information can be represented as patterns in contexts, and in that way it can be represented metaphorically through analogical reasoning and abductive reasoning. Relations of various kinds, location(s), and condition(s) (upon and of) exist at all of the various levels, and those are the data access points.

As writer and owner of this piece of intellectual property I hereby declare it universally free for use and modification, except I don't condone its use in weapon systems or for deception of any kind. This legal agreement cannot be modified ever, and all modifications of this logic and/or data are bound by this same agreement. You may sell applications and/or services that use this logic (or its modifications) but you may not sell the logic itself and you may not try to prevent others from understanding or using the logic in any way except if they try to use it for deception or military weapon applications. Sincerely, Justin Coslor. May 1st, 2005.

Copyright 8/5/2005 Justin Coslor

Augmenting Ideas: Generating New Perspectives on Information

Today in the 61C Cafe I was talking to my friend Jason Bacasa telling him about how I come up with ideas. Besides keeping an ever growing network of questions in the back of my mind, I take a topic or generate a topic by combining keywords, and then think about how that topic is typically represented, then I try to epistemologically dissect that representation and then rebuild the content using different, if not more foundational contextualization of those concepts. Then I go

off on a tangent exploring the most interesting parts by associating other concepts, patterns, contexts, and operations to the new representation of the concepts in the original topic.

It is often very valuable to have alternative representations of ideas and concepts and topics because each representation can yield a useful perception. If there is any word sense ambiguity, or use of metaphor, then each alternative representation can yield many perceptions, each of which could uncover previously unseen or unconsidered aspects of the topics, ideas, and concepts. So in the end, exploring and mapping out alternative representations of concepts, ideas, and topics is a way to augment their knowledge base, by generating new perspectives on the information, which can generate entirely new contexts, which can generate entirely new knowledge bases, by treating all information metaphorically. People are currently very good at metaphoric interpretation and analogical reasoning. Computer programs currently are not. It's the next step towards computational methods of abductive reasoning.

Anyway, Jason said I should make a program that does what I do, i.e.: a program that recontextualizes information from different perspectives of association, sort of like a choose-your-own-adventure story, but more like a choose-your-own-perspective program. Like a computer program that generates alternative representations of ideas, topics, and concepts. Or even more generally, a computer program that generates alternative representations of patterns in a variety of contexts.

Copyright 8/6/2005 Justin Coslor

Epistemology Systems

Categories, and complete dictionaries as foundations. Quantified objects (and systems) can be juxtaposed into relations that balance alternative representations of objects and systems via a structural or syntactic methodology that acts as a transformation into some of the possible alternative representations of the quantified objects and systems.

Algebras as alternative representations of information. Algebras can rename, or point to representations of information, as well as interconnect and dissect informational objects and systems. All objects and systems are named.

Simulations, recontextualizations, and "polymachines" as alternative models of systems.

Proof is contextual, in other words: proof is dependent on perspective and representation. In much larger contexts than the original context in which something was proven, most "proof" becomes incomplete or incompatible, and sometimes even false if more foundational epistemological structures are found to have been overlooked. Proof is complete, logically consistent introspection of perceptions of concepts. Any given proof is only applicable to specific axiom sets. I.E. a proof based on one axiom set may be incomplete or incompatible or even false in a context composed of a different set of axioms. Therefore concepts must be analogically translated into other contexts and their translations must be formed concurrently with their proof validity in their new context, as a best-fit categorical search procedure. The proof is a complete, concise system, so the proof in it's new context can be considered to be a polymachine, since it is an alternative representation of that system. A polymachine is a set of cross-domain relations that operate on analogically-matched patterns from an original context to a new context, and represents an alternative form of a system in a different context. Polymachines are created by inductive, deductive, or (in the case of analogically translated proofs) abductive reasoning. Cross-domain relations are relations that analogically match the domain of a relation in one context to the domain of a relation in another context whose range approximates the same infrastructure and quantitative parameters while leaving the qualitative parameters categorically open-ended; they are a form of analogical reasoning.

Input Devices->Internal model buffer->Association and repetition filter-
>Analysis/comparison engine->Perceptions on experience->Algebraic Conceptualization-
>Character sets and dictionaries, or number systems and axiom sets -> statements, arguments,

inquiries, propositions, implications, operations, filtrations, combinations, exegesis, dissertation, assignments, contextualizations, templates, associations, compositions, dissections, introspections, modifications, adaptations, introductions, translations, transformations, distortion, refinement, recontextualization, proof, mapping, search, buffering, sorting, indexing, encoding, decoding, regulation, pattern formulation, trans-substanciation (joke), frolick.

Copyright 5/23/2005 Justin Coslor

Some definitions for patterns in contexts theory

Metaphoric objects are informational objects defined by their relational properties.

In relational contexts, sub-contexts of each property are independent of the application context.

Qualitative factors are computed by mapping and defining a lexicon of their properties. Qualitative factors are reflective and algebraic usually.

Quantitative factors are computed by counting and performing materialistic operations on them, and mapping them in that way. Quantitative factors are materialistic and geometric usually.

Copyright 8/2/2005 to 8/3/2005 Justin Coslor

Cliff Partitions

Cliff partitions are perceptual references that distinguish deeply layered patterns from surface patterns, much like a cliff wall bordering the ocean. In the ocean, every couple of feet down an ocean wall is a new layer of strata, much like how layers of pixel groups can be laid out on a visual canvas, with some stacked up several layers high on an edge.

Cliff partitions are essential markers of where a topology has a steep slope that may or may not be an overhanging awning above a hidden hollow or cave. In topology, cliff partitions are useful for analyzing the depth perception of a view.

In linguistics, cliff partitions may indicate a sentence that is placed in the wrong order, or it may indicate a sudden change of topic, or a jump from one perspective of a context to a deeper or more superficial depth of perspective of that same context. Cliff partitions in linguistics may also indicate the boundaries of a given context, where one context ends and another begins. Cliff partitions are only conceptual perceptual references in linguistic domains, as writers and speakers linearly paint a nonlinear picture with their words.

Copyright 5/23/2005 Justin Coslor

Object-oriented processing

Grids (a.k.a. manifolds), networks, and gridded networks all can house patterns in contexts of information data sectors as the representation of knowledge (knowledge is information that contains meaning). Grids, networks, and gridded networks are materialistic operation spaces for knowledge representation, whereas the notion of "patterns in contexts" are the Platonic operation spaces that form the meaning behind the scenes on the materialistic operation spaces. Identifying the representation of knowledge in an operation space as "patterns in contexts" and specifying the details allows us to work with the information in an object-oriented manner.

Copyright 5/27/2005 Justin Coslor

Simulated Models and Utility Axioms

If a network or grid is composed of N elements, then it is capable of simulating every possible permutation of those elements by forming internal networks and sub-networks (& grids). Grid networks allow for an infinite number of combinations to be simulated though, but only some simulations are of any use. Maybe there are utility axioms that can be defined to tell us what classes of models contain useful representations. It seems like some factors that might determine whether or not a model is useful would be:

1. Compatibility with existing useful models.
2. Novel representation or novel perspective.
3. Incorporation of new information.
4. Novel capability.
5. Ability to link two or more other models together.
6. Ability to prune other models.

There may be many more factors directly related to evaluating the worthiness of a model.

Simulation allows for recontextualization of models and problems and systems.

Copyright 5/22/2005 Justin Coslor
Operation Spaces continued - Tomographic Data Structures

In the gridded network system, as described previously, a multidimensional array is built between selection of nodes in a network, where elements of this array can be used to build internal networks between the primary node anchors of the array, or between other nodes in other networks --as in cross-domain relations. This process can repeat to an infinite depth, in the order of network node to array anchor to array node to tomographic network to cross-domain relation network to array grid, cyclicly. This is a way of creating tomographic data structures of an infinite depth and of infinite permutations, due to the potential for infinite depth, all without adding any extra primary nodes. Every array element and every node represents a relation to or between their anchors or parent nodes.

Copyright 5/21/2005 Justin Coslor
Operation Spaces: Grids V.S. Networks

Rows and columns and layers are dimensions of a grid, but dimensions can also be parts of an N-dimensional array. Each of the dimensional intersections form a unique partition that relates or is categorized by it's parent sets' position along their own sequences. So in this way, elements on a grid (i.e. in an array) come from multiple parents, whereas elements in a network can often come from only one parent (an injective branch). However, in some networks, such as where a planar geometry can exist by the interconnection of more than two nodes, multiple parents can be a grid of subspaces between the nodes on the plane that they make, and in those subspaces multivariable position and quantized quality relations can be said to exist, that are anchored to multiple origin points (each vertex be treated as an origin, and angles between them only serve to define the partitioning of the planar grid). I'll call this kind of transformation of a network "a subspace grid of vertices". Maybe this combination of a grid network can enhance the operation space by making any nodes on a network able to be related to each other, in grid format, between particular data sections on the subspace grid as well as between other primary nodes.

The other kind of operation space is the Swiss cheese like structure that surrounds a subspace geometrized grid transformed network. The inner edge of that space is where one context ends and other contexts may begin to exist.

Copyright 5/14/2005 Justin Coslor
Key axioms and branch axioms in pattern collections.

Patterns are composed of smaller parts, with the smallest parts being repetitions of unique elements in which no sub-patterns are apparent; also, these smallest parts exist and their repetitions make them algebraically recognizable due to certain axioms, which act as fundamental truths (self-evident assumptions) for which no proof is said to be needed.

This being said, we can say that all patterns that are unique in some manner must contain at least some unique axioms, and if we look at a collection of basic patterns and determine what is unique about each one and what is in common between them, and then figure out how those similarities and differences are ordered on an axiomatic level, we may discover key axioms and branch axioms which can be represented in a nodal network graph.

The value of this is that we can then understand, at the most basic level, what makes a pattern exist, what makes a pattern recognizable and similar to other patterns, and what makes a pattern unique.

We can use that understanding to select axioms suitable to generate a set of patterns with a measurable degree of flexibility/adaptability, to use in constructing a system of perception, similar to a painter mixing paints on an artist's palette, while he mixes concepts in his mind's eye.

Copyright 11/7/2004 Justin Coslor
Hypothetical Relation Highlighting in Undefined Data Sets:

If categorical names have been assigned to finite elements in a domain, the rest of the data in the set can be hypothetically considered to be relations or parts of relations (on those elements and elements not in that buffered data set). Or they may be elements of categories you don't yet recognize or know of yet.

9/23/2004 Justin Coslor
Am I reinventing the wheel?

Today while studying a diagrammatic map on "Can Computers Think?" that Seth Casana gave me I learned of work that has already been done in Artificial Intelligence that is very similar to some of the concepts that I came up with on my own.

For instance, there has been work done in the area of making computer software that can understand "analogies". That is very similar to my concept of "metaphoric operations". Also, in 1989 in seems, Keith Holyoak and Paul Thagard created ACME, which is a connectionist network that discovers "cross domain analogical mappings." That sounds just like my concept of "cross domain relations for alternative route mathematics", that I have written about prior to reading anything about it, and I came up with it all on my own earlier this year.

Here are some Analogy Systems:
Copycat - Douglas Hofstadter and Melanie Mitchell 1995.
SME - Brian Falkenhaimer, K. Forbus, and D. Gentner, 1990.
ACME - Keith Holyoak and Paul Thagard, 1989.

8/20/2004 Justin Coslor
Programming

In the preface to the introductory computer programming book "The Little Lisper" second edition ISBN 0-574-21955-2 it says: (that in LISP) "the primary programming activity is the creation of (potentially) recursive definitions." Now to me, that sounds like the main task (and goal) is to map out and/or define patterns that are either finite or infinite and to put them into a relational context that is capable of transforming incoming data patterns by relating them to stored data patterns, so that the output can be 1. represented, 2. stored, and 3. used/manipulated. I believe this because nothing is more recursive than a pattern (nothing is less recursive than a pattern as well, except that which is totally random). Patterns always exist within a context or contexts, otherwise they are not recognizable and look like random garbage (see Godel's Theorems).

On page vii it also says that "LISP is the medium of choice for people who enjoy free style and flexibility. LISP was initially conceived as a theoretical vehicle for recursion theory and for symbolic algebra." (and likely Lambda Calculus & the EMACS environment for Artificial Intelligence)... LISP syntax looks very similar to my old nonlinear style of thought notation, with its parenthesis within parenthesis (which was good for scaling depth on tangents and concept descriptions).

Copyright 8/4/2005 Justin Coslor
Programming Languages

"Programming languages are formal languages that have been designed to express computations." - How to Think Like a Computer Scientist - Java Edition

In other words, programming languages are mappings of balanced processes. The flow of any kind of process can be mapped, if not only approximated by a systematic contextualization of patterns and relations involved in the process. Every system is like a state machine in motion, where the elements and operators are encapsulated by their interconnectivity via contextualization, which is a form of perspective of finite scope. Formal languages have fully defined axioms, and are consistent and complete in the mechanics of their methodology.

But what is the methodology of mappings of balanced processes in general? The universality concept applies to them: they are consistent and complete because they are balanced about a tight contextualization, where the interconnectivity of the process's elements acts like a fulcrum (when thought of quantitatively), with no element left unconnected. That's why patterns in any context can be transformed through operations into different patterns, so long as there is a method of representing both sets of patterns. The balance comes from having multiple methods of representing each state of the elements in the process. The mapping comes from being able to contextualize the processes, which is only possible if the processes have finite scope, and are completely defined (thus interconnected), and must be systematic (thus logically consistent) in order to be precisely mappable with regularity throughout their states of operation.

Copyright 9/22/2004 Justin Coslor
Patterns In Context Cognition Kernel

[Database] -> [Metabase] -> [Context Rotator] -> [Experiment Application Field]

The following are *a. Subjectively and *b. Objectively

1. Expandable,
2. Adaptable,
3. Translatable, &
4. Summarizable:

Metaphoric Linkers

Pattern Toolkit

Augmentation Socket Parameters

*Considerations:

- I. Analysis
- II. Scope Dimensionality (of input/internal perspective "eyes")
- III. Geometry & Quantitative & Qualitative properties of simultaneous interrupts and their instantaneous functional interrelations and interactions across multivariate sequence states (such as time & symmetry equivalences).

**Every set state is but an approximation of the possible combinatorial translations.

Copyright 6/13/2004 Justin Coslor
Complexity

Commercial or proprietary software is surjective or injective, but free open-source software is bijective.

Part of the FRDCSA Tutorial (Free Research Database Cluster Study and Apply) on frdcsa.org says a blurb from an ACM paper about measuring the power of a set of axioms in order to measure the information contained within the set of theorems that can be deduced from those axioms. It says that one can only get out of a axiom sets what one puts in. The paper says something like: "If a set of theorems constitutes t bits of unique information, and the set of axioms that the theorems are based on contains less than t bits of unique information, then it is impossible to deduce those theorems from that set of axioms."

My friend Andrew J. Dougherty of FRDCSA says that to understand the general necessity of having more software, simply replace "theorems" with "problems", and "axioms" with "programs", and "deduce" with "solve" in the previous statement. Doing that we get: "If a set of problems constitutes t bits of unique information, and a set of programs contains less than t bits of unique information, then it is impossible to solve these problems using just that set of programs. By "problems", I think he means "explicitly defined problems", because an explicitly defined problem is a program that has yet to be executed. Abduction may be necessary to define all of the elements and operators of a problem in the process of turning a problem into a program.

I say, replace "theorems" with "context", and "axioms" with "patterns", and "solve" with "create". This yields: "If a set of contexts constitutes t bits of unique information, and the set of patterns that the contexts are based on contains less than t bits of unique information, then it is impossible to create those contexts from that set of patterns."

Copyright ?/5/2004 Justin Coslor

This is part of my method of knowledge representation for my epistemological representation of artificial intelligence through Patterns in Contexts. Contexts come from patterns that are combined. There can be patterns noticed in the cross-examination of different contexts, but those "patterns" are merely elements of a greater scope of context than any of the contexts being cross-examined, that is to say, when those cross-context patterns are not noticeable when only examining any one of those contexts in relation to itself. This method of knowledge representation may hopefully prove to be useful in the abductive search for new axioms within and across representable contexts. A context is represented by its systems of patterns (a.k.a. it's system of axioms).

Copyright 6/5/2004 Justin Coslor

New patterns can be discovered by experimenting with data sets: analyzing them in relation to metaphoric operations on other data sets. Metaphoric operations are operations that translate, juggle, predict/locate, and/or transform specified elements across specified contexts.

Copyright 6/7/2004 Justin Coslor

New metaphors can be discovered by combining axioms that come from multiple number sets, orderings, and/or algebras. Metaphors are esoteric relations. The application of a metaphoric operation on a data set sometimes results in the discovery of new axioms through the new perspective's set of relations brought about by the application of esoteric relations. metaphoric perception is all about cross-domain relations. This is because the application of metaphors brings about both:

1. relations between the range of the metaphor and the range of all applicable operations (operations of applications) of the data set, and
2. new cross-domain relations (new domain perspectives) for both the operations of potentially all applications of the data set; and sometimes new cross-domain relations and new ranges for the system and set of relations that algebraically defines the metaphor (when applying the unmatched relations that are not bijective of the operations of applications of the data set) metaphorically (i.e.

algebraically to the metaphor).

Copyright 6/5/2004 Justin Coslor
Linker patterns

Linker patterns require both an observation buffer (that is at least of equal size to the sum of the contexts to be linked), and linker patterns require an operation buffer that is at least as big as the observation buffer (though far larger is necessary for some observations, even though the amount of data that ends up in the operation buffer may be far less, in some instances, than the amount of data filtered out of the sum of the contexts into the observation buffer). Data gets filtered out of every applicable context by the linker pattern's "filter specifications", right into the linker pattern's observation buffer. Then the linker pattern's set of metaphoric patterns operates on the observation buffer one at a time or in parallel, but inside the operation buffer.

The linker pattern contains a set of metaphoric patterns whose elements are referenced algebraically to the applicable data elements present in the observation buffer for every possible metaphoric pattern combination present in the linker pattern innately.

Metaphors which are algebraically a complete set of elements to applicable/valid data elements are used in the observation buffer, then inside the operation buffer they perform their calculation (translating, juggling, and/or transforming of the data section by the metaphor) and the linker pattern then places the output in an organized form (so it can be referenced later), and those outputs are placed into a buffer called "the unified context" of the original contexts. This "unified context" includes the linker pattern's filter specifications and metaphor set that was used (i.e. the set that was computable).

Linker patterns can duplicate themselves to divide up the work of applying their metaphoric pattern sets to the observation buffers' data (and they update each other with each successful operation).

Each linker pattern is like a mobile set of operators that copies select groups of contexts and gives birth to unified contexts (which are new contexts). It is each linker pattern's unique set of filter specifications that differentiates one linker pattern from another.

New axioms and theorems that are found elsewhere and within each operation are found and get added to the metaphor set after the valid discovered patterns are provably generalized. They are placed in all of the linker patterns.

Linker patterns can also update each other's set of metaphoric patterns by sharing ones the other doesn't have, and copying new ones from the other.

The observation buffer performs general quantifier type matching.

Copyright 5/31/2004 Justin Coslor
Patterns In Context Cognition

A context is any specified number set, ordering, or system of numbers that is representative of something (symbolic).

Take the desired outcome (the goal) and break it down into unique aspects. Treat each aspect as an element of a context that contains it, or as an element of several contexts that contain it. Each element/aspect may have its own unique context at first. We will be striving to find the pattern or patterns that link all aspects of the goal into one context.

A "linker pattern" can be a linker of the contexts that each of the elements of our goal exist within. Such a pattern links contexts together by assigning a system of translating, juggling, predicting/locating, and/or transforming the specified elements across their specified contexts. This "linker pattern" is metaphoric, and can act as the "unified context" in which we will search for the aspects of our goal, as well as search for alternate routes to each of these aspects (for optimization).

After this experimental search has completed and an optimal cross-domain relation search for shorter routes to each aspect has been completed, we will have generated the optimal route map to our goal.

Cross-domain relations can also be thought of as possible associations, or simply as patterns. They can very explicitly depict ambiguous relationships, such as when they are used with graph

theory. Cross-domain relations are a little bit like surjective and bijective networks in logic but where two domains lead to the same range in a number set, even when the domains come from different contexts. They can also be thought of as alternative routes.

Cross-domain relations can be searched for that relate aspects of our goal that are also aspects of goals that have different unified contexts than our goal. It's important to mark the optimal routes out of the cross-domain relations, but keep the other relations (possible routes) for use in future goal structures. By linking multiple goals in this manner, we expand our network of understanding.

Copyright 9/7/2000 Justin Coslor
Knowledge Mining

Maybe amassing huge intelligent databases that can draw conclusions and make abstractions and predictions towards goals that can recognize & ask for specific data it needs to output one or more units of truth, which could help demystify fields of study and help major breakthroughs occur, if not by simply abstracting and relating so much specific data and general patterns in so many areas; to help bring everything to one's fingertips.

A massively parallel search and correlation engine:

The computer has to be able to understand a goal enough to figure out how to better understand that goal, so that it can design its own searches (determine its own search criteria), and know what a conclusion would look like and would require to be complete enough to make an abstraction.

What is the criteria of a conclusion? Is a conclusion just one particular perspective in every situation? How can the perspective be intelligently shifted and rotated in a search to generate an array of complimentary conclusions? At what point does the difference in goals generate opposing conclusions? (i.e. when do conclusions become apparently contradicting when using the same set of data...) Taking this into account, what difference in goals produces contradictory conclusions (perceptions) when searching (parsing) intersecting sets of data?

Input something like a handbook of chemistry and physics, with a goal of making valid correlations that are not a listed part of that original data set.

Start out with general patterns like input types, leading to language semantic patterns, leading to patterns of contextual settings, leading to metaphoric patterns between contexts, *leading to applications of the generalized raw data to the metaphoric patterns, leading to generalized predictions of the outcome of the previous step*, parsing the conclusions listed in the raw data and matching it to the metaphoric mold (the pattern and logic) that led the contained data elements (or equivalents) to that listed conclusion. . .in short: enable the software to understand how the data elements were led to the conclusion listed in the raw data, so that those patterns (metaphoric molds or logic operations) can be understood enough to be applied to the raw data in different permutations (ways) to uncover conclusions of previously unconsidered possibilities. Those patterns and derivation/discovery methods could also be used as a guide for designing new patterns built from recombining the old patterns with unique data. And since unique data almost always is unique due to its being composed of at least some unique patterns; parsing the old (known) patterns from new (unknown) patterns might make it easier to clarify what exactly the new pattern is or at least how it operates (or at the very least, its function). This is knowledge mining. . .One form of artificial intelligence.

Circular Reasoning:

I ought to look up the dictionary definition of a bunch of the key words in this.. Hey, why not all of the words? A number could correspond to the number of words the dictionary definition of each word had to reference (on every level of the tree of lookup words, each branch pausing when it ends up at its own word (a loop)) until the parts of the world applicable to the context of the base word have been described (mapped)), until an upper limit has been reached on each word. The highest number out of all of the words will be the number of words in the applicable dictionary to the context of that paragraph (no repeats). It will be a complete system of circular reasoning.

A complete system of circular reasoning is where every word in a dictionary is mapped to at least one other word in that dictionary. Some may be mapped to every word in that dictionary. A complete system of circular reasoning is one unit. It is aversion/perspective model of a truth. And different ones can be combined to build complex systems of truth. Like mitochondria building cells building structures.

Copyright 7/13/2005 Justin Coslor
Pattern Occurrences

Some patterns are designed or brought about intentionally, and other patterns are brought about naturally, and others are brought about as an unintentional consequence of bringing about intentional patterns, such as in unintentional contexts that are created as a result of layering patterns, and grouping patterns, and modifying patterns.

Some patterns occur naturally according to certain variable probabilities specific to their contexts, while others are subject to haphazard creation, randomness, and free will.

Copyright 7/14/2005 Justin Coslor

Since all patterns are composed of repetitions, and since the repetitions are what makes the parts recognizable, and since anything that is recognizable can be considered a pattern, the reference pieces for the parts of each pattern can be local, as part of the pattern's context, or the reference pieces can be remote, as part of other contexts that are accessible to the perception system. The reference pieces are instances of the repetitions that make the parts recognizable, and are usually cataloged by order of exposure to them, as well as by associations.

When new patterns are encountered they are either recognized (thus categorizable), or they are unrecognizable (thus not categorizable) because their parts and properties are unknown, or they are partially recognized (thus potentially categorizable and partly referencable). If the pattern is new and it is recognized, then its parts are already known but are arranged in a new configuration and with potentially new properties due to the novel association of its parts.

So basically, once the perception system is exposed to contexts, the pattern matching/classification system begins its task of dissecting new patterns into reference pieces, and classifying recognizable patterns into association contexts and utility contexts, and assigning priority ratings to everything so that the perception system can decide what to pay attention to. Priority ratings get constantly updated, and depend on how much bandwidth and processing power the perception system and reasoning engine have available. The reasoning engine does all of the heavy calculations, task and priority assignments, memory management, simulation modeling, and most of the decision making.

Copyright 7/5/2005 Justin Coslor
ePIC Goal Representation

(ePIC = electronic Patterns In Contexts)

A goal is an abstract construct, and the attainment of a goal is to fill in all of the details of the goal either 1. in Platonic Reality (information space), or 2. in physical reality (matter configuration space). If the details have been filled in in Platonic Reality, then the result is a simulation. If the details have been filled in in physical reality, then the result is a working model. A prototype can be a preliminary model or preliminary simulation.

The abstract construct of a goal is the starting point for changing your reality in some way. One need only be able to partially perceive of the abstraction to initiate the existence of the goal, but to fully specify it, a viable plan needs to be formulated. Usually there are unknown variables in every abstract goal, and specifying each variable becomes an iterative process. Often the abstract goal can be stated in the form of a question, and is the result of the questions that arose from some problem. Often times further questioning of the problem impetus is necessary to specify the goal and in doing so, the problem gets solved as the unknowns become decided or calculated.

Many goals are qualitative/categorical subjective/objective priority system calculations, that rely on preference, perspective, universal truths, contextual restrictions, and contextual properties.

However, all problems, goals, and solutions can be represented as patterns in contexts, such as undecided patterns in partially determined contexts, that evolve through storing and grouping of categorical, qualitative, and quantitative patterns across different contexts into an experimental buffer/model space towards the sufficiently representative construct or construction of networks of systems of patterns, that satisfy the objectives of the problem and goal, in the context of the final form of the problem and goal. The Patterns In Contexts concept is an epistemological language, which I strongly believe can be used to represent anything, any concept, and any information of any kind, including first person, second person, third person information in past present or future tense, and it adapts well into any other language.

Copyright 6/3/2005 Justin Coslor
Cross-Domain Relations in Analogical Relations

A true cross-domain relation would have two domains that each lead to the same range. Analogical relations do something very similar to this, but not quite. In an analogical relation, the relation between the domain and range of one context is mimicked across a somewhat similar domain and range in a different context (only some properties need to be similar for the analogy to be formed, since a barely recognizable similarity needs to exist). The result is like having generalized an abstraction of the two domains and the relation, and using that abstraction to perform the abstracted relation on the second domain in the other context.

Copyright 6/3/2005 Justin Coslor
Patterns In Context and Question Asking Systems for Object-Oriented Programming

The patterns in contexts model of knowledge representation and question asking systems based on forming networks of questions and networks of patterns in networks contexts can be used to make a profoundly sophisticated object-oriented programming system capable of doing analogical reasoning, deductive reasoning, as well as induction and recursions that are simply not representable in other systems. In this system there is a constant acceleration of computational complexity, all of which is progressively designed to simplify the system while augmenting abilities and understanding.

Copyright 5/30/2005 Justin Coslor
Complexity Progressions

Every state of a complex pattern can be said to be the result of a progressive augmentation of the previous state or model/version by a new or repeated pattern, or by multiple patterns. That is, unless data loss has occurred due to random deletion or a random addition process.

Copyright 5/31/2005 Justin Coslor
Pattern Details & Randomness

Every pattern is the iterative accumulation of modulations and augmentations of sub-patterns, right down to the atomic repetitions that are the first forms that are recognizable from randomness.

Atomic repetitions may come in a wide variety of non-interoperable modes of partitioning, each of which is subject to a unique perception system that is capable of buffering and filtering its own particular spectrum of atomic repetitions that are partitioned from patterns and randomness that are unrecognizable to that mode.

Randomness comes in two main forms: there is randomness that is compatible with the partition mode of a given perspective system, thus being countable or measurable via the mathematical comparison of the atomic repetitions of that mode (because it is just a randomization of those atomic repetitions); and the other kind of randomness is composed of

randomized patterns that are partitioned in modes other than that which is compatible with the current perspective system.

It is undecidable whether or not there exists a randomness that cannot be partitioned by any mode of perspective, i.e. a randomness that is not the randomization of some set of patterns or atomic repetitions.

Metaphoric Operations on Patterns Across Contexts

Copyright 9/7/2004 Justin Coslor

I want to learn LISP and use it to make an intelligent agent capable of doing metaphoric operations on patterns across contexts.

2/17/2005 Update by Justin Coslor:

I guess now, most Artificial Intelligence Programming is starting to be done in Java since it is cross-platform and simple to use.

Copyright 9/8/2004 Justin Coslor

To do this, the sub-agents will need to be able to research raw data configuration sets to look for algebraic repetition that can be considered to be patterns in the sea of cached buffered inputted/observed/recognized elements. In order to recognize something, it will have to have a known set of basic recursions (repetitions) to begin with. The prime numbers are a good source to start out with (since they are the natural balance points in the universe).

Then it will need to try to describe each data configuration set (data map) whose atomic repetition symmetries can be characterized or parsed. This description will be known as the pattern's type, and patterns with similar types will be grouped into classes.

To describe a metaphoric operation will require generalizing the differences between each type description in a particular class, and then mapping the observed relations (between each of these types) in the form of a nodal network. That nodal network will be a metaphoric object that summarizes the class.

Create metaphoric objects for all of the classes in the context (aka scope) of your total original cached raw data. Then form relations between different metaphoric objects, and combine and reconfigure different metaphoric objects, with the original metaphoric objects being treated as axioms of that particular context.

The metaphoric object relations can be treated as templates for filtering other raw data contexts in the search for known patterns which contain their own distinct uniqueness, that will warrant the generation of new types in new classes. Every context has its own types in their own classes. In other words, every raw data set has its own patterns in their own contexts. This is how to relate different raw data sets to extract their relational axioms, and the combination and reconfiguration of different contexts' axiom sets (metaphoric objects) is what I call metaphoric operations.

Copyright 8/23/2004 by
Justin Coslor.

Information Theory Quotes

""Metaphor" is a relational model of recursion, where the circular reasoning (in recursive definitions & recursive functions) cross-relates the elements of definitions & functions from multiple (or different) contexts. That is why cross-domain relations are so crucial to the metaphoric representation of knowledge and knowledge systems (logics)."

Copyright 8/26/2004 by Justin Coslor:

"I also believe that information is metaphoric in nature (has algebraic interconnectivity), and that it can be represented as a composition of patterns in contexts, where the contexts themselves can be patterns, and the atomic elements of each pattern are composed of symmetry sections (partitions) of data, where each partition is part of a local or dislocated repetition (a symmetry, an algebra). And it is only through the repetition of a data section that part of a pattern can become recognizable from apparently random white noise. Randomness and white noise are probably patterns that are larger than the scope of our perceptions, so the data appears random. And I say that metaphors can be represented geometrically because all of the prime numbers (the balance points in the universe) are symmetrical when represented geometrically, and it is likely through primarily symmetrical sensory and cognitive structures that our minds can interpret information. And I think of metaphors not as $A = B$, but more like the similarity of the juxtaposition of A's elements in the context of B, and B's elements in the context of A, in terms of general systems theory.

I equate truth with workable patterns that become more and more refined and defined as they get used. I believe that all truth that we are capable of perceiving is but a small approximation of the whole truth. And that the truth/patterns that we are capable of using is often subject to perception within varying contexts. But there seem to exist connections between information none-the-less, through whatever means. Possibly since (in my opinion) everything came from oneness)."

Here's another quote from my journal Copyright 11/24/2003 by Justin Coslor:

"Information is a symphony of symbolism and symmetry."
Here's another journal entry Copyright 12/23/2003 by Justin Coslor:

"Information, by it's very nature, is a division. Yet it strives to become whole again, and at the very least, to become balanced."

12/25/2004

::Metaphoric Operations::

Metaphors are geometrical, in a sense, that is to say they follow mathematical geometries. That is to say, metaphors can be thought of in terms of geometrical patterns and systems. This is because metaphors can be diagrammed, and diagrams have a relative/nodal/graph-theoretic logic about them, and through the logic of their patterns and systems they can be recognizable as having a sort of relational geometry (at least in the unseen Platonic-reality). Patterns have an algebraic repetition at their foundation, and the most basic repetitions are symmetries. The most basic symmetries can be perceived through prime numbers, in that they are the fundamental

building blocks of more complex symmetrical and a-symmetrical structures. A-symmetrical structures are constructed out of symmetrical structures, just as non-prime numbers (composite numbers) are constructed out of prime numbers and relations/functions. Metaphoric operations are relational templates that are axiomatic, adaptable, reconfigurable, and versatile. This is because they are collections of relations whose options have been generalized to optimize those qualities for relating similar, and different qualitative domains across contexts. Each context's qualities' relations are unique to that context's set of axioms. One might say that domains are qualitative, while the domain's ranges can be qualitative OR quantitative. Metaphoric operations relate different consistent, recursively complete, contexts by copying or moving elements from each context into the separate but more versatile context of the metaphoric template. Once the elements have leave their original context, their original context's axiom set(s) may be altered, as well as some of the context itself (and sub-contexts, if any are relevant). Metaphoric contexts may only need to copy some of the axioms of their element's original contexts, because they have axioms of their own that help to allow for the relation of the axioms that are buffered in from multiple other contexts. The metaphoric template's original axioms also help to relate the qualitative elements which are the current primary focuses, that were constructed out of relevant axioms from the external contexts. New knowledge is created when the qualitative elements' axioms sets are adapted to form new qualitative elements and relations out of the augmentation of the metaphoric template's context's axiom sets, by the elements' external axiom sets. With metaphors, anything that isn't explicitly cross-domain related is ignored. Qualities are itemized as they are noticed or as they are deemed relevant. Personally, I feel like the diagram of metaphoric operations is a lot prettier than the description...

Copyright 12/25/2004 by Justin M. Coslor

Copyright 1/9/2005 Justin Coslor

Visual Dictionaries and Axiomatic Abductive Simulations

Maybe as part of building the logical framework for a systematic visual dictionary, we could try representing each image both as a set of angular or situational perspectives; but also I think it's important to try to axiomatize the image properties into contexts, and by doing so we can do abductive creative constructions (and abstractions of those to some approximate goals), such as by perceiving each image as a series of nodes (graph theory vertices) and connections that are all linked together both contextually in the physical space, and conceptually in the historical-timeline/platonic interaction space.

By doing this, the heuristic (guess-work) training can be semi-automized and the intelligence data on the scenario objects can have a far deeper meaning and farther reaching applications. Deepening the understanding of content and its abductive recombinations and metaphoric transcombinations, both increases the potential for creating new applications and tools, and increases the versatility and effectiveness of existing tools and applications. Deepening understanding of content creates new contexts and reconceptualizes stuff by augmenting axiom sets that the contexts are based on.

Copyright 1/21/2005 Justin Coslor

Axiomatic Visual-Layer Interpretation

Forming stronger linkages between axiom sets deepens the meaning of content of all structures that are based on those axioms. It can also complicate things by cluttering the contexts that those structures act within if the linkages are formed sub-optimally. Such is the case of an image with ambiguous layering. This has applications to steganography, computer vision, and virtual-reality educational environments, etc.

Copyright 8/7/2005 Justin Coslor
Patterns In Contexts: 3D Engine

I think Java3D, combined with some virtual reality equipment (<\$1000 total), will be the ideal environment for exploring Patterns In Contexts theory visually. Critical to that is a software that is able to parse video data into 2D objects and build 3D geometric reconstructions of those objects along with the parameters of their observable range of motion, and do heuristic guessing at the backsides of the objects that are hidden from view or just make the 2D objects into 3D avatars that always face you regardless of which side of them you are on. That way, video data can be geometrized and represented as Patterns In Contexts, and 3D worlds can much more easily be created by mixing together objects and behaviors from an enormous archive of experience (from video sources) that is all parsed and sorted categorically by a visual dictionary that maps adjectives and nouns and verbs to pattern properties such as qualitative geometric relations, axiomatically defined variables and operations, and contextually associated references of objects and their pattern groupings. Each entry of the visual dictionary will contain an up-to-date list of all objects in the pattern archive that contain the geometric or otherwise visual property defined by that visual dictionary entry. Scale, color, orientation, state, position, and quantitative data in many cases can be ignored by the visual dictionary, unless the entry is directly intended to describe one or more of those properties.

Copyright 1/9/2005 Justin Coslor

Graphical Representation and Visual Heuristics

Make a website loaded with graphs, diagrams, flowcharts, and simplified geometric reconstructions of stuff, events, places, flows, tools, intellectual understanding, interpretations and translations, programs, systems, etc. Call it "mapworld" or "graphworld." Make webcrawling intelligent agents that generate extensive thorough, and systematic visual dictionaries online.

Similarly, there should be a webpage utility where you can enter the url to some text or copy/paste in some text directly and it could try to abstract visual perceptions of the text content's meaning and represent it in the form of a diagram or graph, etc. It could also try researching images on the internet that are related to the text. I realize that the second part might be difficult, since there aren't very many visual dictionaries in existence yet, and computer vision and machine learning technologies may not be that advanced yet (but maybe they are...?). Heuristics (guess-work on visual data and in language processing is just a matter of logical deduction, manual training of Bayesian statistical and Connectionist techniques, and metaphoric/analogical/cross-domain-relational mappings across contexts, to bridge systems not yet adapted to each other.

Copyright 7/20/2005 Justin Coslor
Creativity & Understanding

Language is permutations of semantics, governed by syntax and context, with meaningful intention.

So....

What is the language of creativity?

What are its semantics?

What is its syntax?

What is its context?

The language of creativity always contains either:

1. new semantics or new permutations of semantics, and/or
2. new syntax, and/or
3. new context.

*Creativity does not always convey meaningful intention.

The semantics of creativity are new patterns and/or old patterns thought of in new ways (recontextualized patterns). The syntax of creativity is either internally defined by the language of the format (if the format is known), or else (if the format is new) it is externally defined by the

naturally occurring partitions and connections of the organic objects and systems of developments of the natural universe, or by the connections and partitions present in the diagonalizations of synthesized patterns juxtaposed through a relational operator or operation, and/or the diagonalization of the juxtaposition of synthesized patterns and natural patterns juxtaposed through a relational operator or operation, and/or the diagonalization of the juxtaposition of natural patterns juxtaposed through a relational operator or operation.

The context of creativity is always at least partially new. Creative expressions composed entirely of entirely new patterns (not just modified ones) in entirely new contexts with external syntax that has never before been known of and that is unrelatable to known syntax will always appear random and entirely undecipherable unless the person or interpretation program is capable of analogical abductive reasoning. However there will be no conclusive proof that the analogies drawn will be correct. The analogies may be qualitatively correct in the metaphoric sense, but they will never be proven quantitatively correct to the knowledge of the analyst. There has to be some decoding method, key, or common ground known to the analyst in order to decipher such a creative expression.

Copyright 7/17/2005 Justin Coslor
Concepts

Layers of states and states of layers (As in "finite element state machines" and similar systems):
^^^^^^^^^^^^^^^^^^^^^^^^^^^^

Art
Video
Writing
Talking
Scent
Taste
Touch

Mathematics -> connections and differences in maps of possibilities

Philosophy -> depth of possibility maps models of truth progressing

Science and Technology -> exploration of possibilities through careful experimentation and adaptation to discoveries

Can you think of more? It is definitely possible.

Look for stuff like those descriptions. Juxtapose operators and abductively reason into applications.

Copyright 7/8/2005 Justin Coslor
Measurement Systems

In measurement, two or more quantities or qualities are compared to one another, such as a unit of measure applied to a starting point and ending point of another object. When a unit of measure is undefined, you look for the minimum unit(s) of commonality between the objects and mark the overlap points and the center-points between the starting and ending points, and the center points between those points, etc. If any number systems or other patterns are used as division or counting units (such as prime numbers), as well as center-point binary tree parsing, we realize that "all measurement is really comparison by parsing or partitioning". The units of the partitioning or parsing can be native common denominators of the observer's perception system and the object.

The intersection of the juxtaposition of multiple objects is another native unit of parsing, which itself can be parsed into smaller units via a number system or other pattern. Common ground or

compatibility is necessary for comparison, and since measurement is a form of comparison, measurement is an act of perception adaptation via parsing or partitioning. It's the act of trying to perceive of an object via the perception system of something else, and often times perception systems miss a lot because there are often lots of valid ways for a particular observer to perceive of things, and it's an undecidable problem about whether a perception system is not recognizing other undefined potential aspects of the object, let alone know what it is not perceiving through its axioms and atomic units of partitioning, and methods of parsing and grouping, and methods of determining anchor points, interpretation, starting and ending points, edge detection, pattern layering, and buffer sizes and contextualization, etc.

Active measuring is when ea system's partitioning structure and methodology/reasoning system is constantly updated as something is being measured. An example of active measuring is a system capable of learning, such as an adaptive or evolutionary perception system, such as an artificially intelligent reasoning system or human being. A perception system that is merely adaptive but not evolutionary is autonomous or semi-autonomous, but not intelligent, since it only knows the context that it currently exists in. By storing perception systems adapted to multiple contexts, a system can then often map out the commonalty and differences between each context and form a general common-sense perception system which can be analyzed inductively, deductively, and abductively by its reasoning engine.

Analysis via comparison of the domains and ranges of functions that exist in different contexts is an abductive reasoning process since it is a form of analogical reasoning. Once again common ground must be mapped between the functions being compared or else an external perception system will have to artificially map its units onto both functions so that compatible parsing and partitioning can proceed in a measurable, if not blind (thus artificially simulated) representation.

Passive measuring is when the measurement and perception system's reasoning engine is not updated by internal induction, deduction, or abduction during measurement, nor after measurement. Passive measurement is merely mechanical and not adaptive or evolutionary.

Copyright 7/2/2005 Justin Coslor
Re-contextualized Patterns

It's interesting how patterns and their implications change as their raw data is re-contextualized and/or perceived from different perspective systems and contexts. The parameters of each context shapes the possibilities of its patterns' applications, implications, and recognized states of existence.

Often times the possibilities of contexts overlap, and are subjective in the sense that there may exist several possible ways to perceive of and interpret a context, where each way may have equal or varying levels of probable truth in its systems, depending on the perspective system and intentions/expectations of the observer and/or the controller.

Copyright 6/25/2005 Justin Coslor
Observing patterns and differences

Combining my poem about "Sight" with my poem about "Reasoning Engines", leaves me thinking about the line "from color comes shape" and the line about "thinking as storing and grouping knowledge", and how it takes a pattern to perceive of a pattern, such as one colored shape outlining or juxtaposing against another colored shape, and how each of these shapes (and color information) gets stored as a piece of knowledge (a pattern), and how both are grouped together by their situational context. The differences between them are patterns not originally apparent in either piece of knowledge prior to their comparison, unless those patterns are stored in the perceiver's virtual knowledge base from prior experience or innate programming.

So you can try grouping every atomic pattern with every other atomic pattern (time allowing), and as long as you're working with more than a one-dimensional medium, the differences between each atomic pattern being compared one-to-one will constitute a unique atomic pattern. This sort of comparison is one way of coming up with new knowledge in mediums that exist in two-dimensional (or greater) qualitative and/or quantitative and/or conditional mediums, and mediums that combine different types of properties.

* Comparing unequivalent objects always creates partitions in either one or both of the objects. The remainder partitions are sometimes entirely new but virtual objects. *

"Sight"

From color comes shape,
and from shape comes size,
we triangulate images
that come into our eyes.

"Reasoning Engines"

1. Knowledge as patterns in contexts.
2. Thinking as storing and grouping knowledge.

* Language contextualizes perceptions. The language used in each perception identifies and indicates patterns that have been parsed through comparison. *

Copyright 6/24/2005 Justin Coslor
Pattern Matching

Previously I've written about how if you divide a circle into a bunch of equiangular sectors and if there is a prime number of sectors then no symmetrical alternating coloring patterns exist, but if there is a non-prime number of these equiangular sectors, then you can color in alternating sectors or groups of sectors to form symmetrical patterns that correspond to each of the composite number pieces.

To apply this to pattern matching, simply cut the circle so that its sectors lie in a straight line and then look at the coloring patterns to match pieces of that linear pattern to strings of numbers, where each color might be a particular number, or just do it in binary. In this manner you can make numerical landmarks in raw data streams to look for patterns within potentially random data.

When only a piece of one of these composite number symmetry patterns shows up in a linear data stream, that may indicate that other layers of patterns may be overlapping it. The thing that makes these patterns recognizable from randomness is the juxtaposition of their unique alternating prime partition patterns. An individual prime partition pattern piece that has been linearized is indistinguishable from any other linear prime partition pattern piece unless you know for sure that you're seeing the whole thing. But when you juxtapose two or more of these patterns together in the form of a composite symmetry pattern even a fragment of that pattern can dramatically narrow down the possibilities of its origin.

Copyright 6/20/2005 Justin Coslor
Remote-Controlled Contexts Via Preprocessor Switchboards

(See Diagrams)

Instead of having injective, surjective, and bijective, maybe there could be a preprocessor module that is bijective that goes in front of all surjective and injective relations.

For a surjective relation:

P1 = surjective

ARP1 = bijective

ARB = surjective = ACP1B

For an injective relation:

ARP2 = bijective

P2RB = injective

ARB = injective = ACP2RB

A and B are domains

P1 and P2 are preprocessors
R is a relation, C is a cross-domain relation.

In effect, the preprocessor becomes a duplicate of the domain element in A, but independent of the context of A. So since the preprocessing is done outside of A, you can have single-line inputs from A, and you can take several domain elements out of their contexts and perform their relations via remote control.

In the second diagram, the cross-domain relation BCP2 is turned off, so context D doesn't contain its relation (P2RD) unit P2 gets turned back on. In that diagram, D is a remote-controlled context via the preprocessor operations switchboard S.

A, B, and C are each in their own contexts and they combine in context D. The preprocessor modules allow for simple remote control like an operations switchboard.

Copyright 6/12/2005 Justin Coslor
Definitions

Defining something by cataloging it's properties and relations is blind unless you specify the particular context of the thing, and the sub-contexts of the properties and relations it is composed of. Context is both an exoskeletal structure as well as an endoskeletal structure. Context is defined by both the external limits as well as the internal limits.

Copyright 6/5/2005 Justin Coslor
Geometric Abstractions

When doing abstraction on geometries and photos of patterns (symmetry formations, repetitions of patterns, and that which is recognizable from randomness), maybe all that is needed is a map of intersection points for each level of connectivity: i.e. a map of all points where two lines intersect, a map of all points where three lines intersect, etc. The union of all of those maps should form a sufficient geometric abstraction to recreate a recognizable approximation of the original model of photo patterns.

Copyright 6/4/2005 Justin Coslor
Index of Topics

*(Remember to finish adding topics to this index, as it is only a partial list of ePIC-related topics I've written about so far.)

choice
creativity
patterns
contexts
variables
properties
relations: quantitative, qualitative, cross-domain, analogical
abstraction
models
simulations
axioms: key, branch
knowledge: implicit, explicit, representation
intuitions
complexity progressions
pattern details
randomness

analogical recursions
question asking systems
question expectation templates
object-oriented processing
operation spaces: grids v.s. networks
analogy
metaphor
examples

Copyright 6/4/2005 Justin Coslor
Abstraction

Abstract relations are relations described by descriptions that are the simplified form of lexicons, where the details have been stripped and only the categorical data remains, along with some quantitative data (possibly. . .I'm not sure yet....), such as the dimensions and data types. Relations are fairly easy to abstract because you can just build an itemized list of the operators and verbs used on or in the general context of the domains that use them.

Copyright 6/3/2005 Justin Coslor

(See example diagrams)

If a domain A is cross-domain related to a domain B analogically, that relation can be injective, or subjective; or if it is bijective, even if it's bijective to another element in the domain than the starting point, then we can say that the relation is recursive. This is an example of analogical recursions, because since all bijective relations are recursive, and analogical reasoning deals primarily with cross-domain relations, then all cross-domain relations that are bijective are analogical recursions. Another form of cross-domain analogical recursions comes from alternating back and forth through a set of relations between two or more domains, where the active element in the active domain is determined by some function on the ordering of the elements in that domain (a sequence function on the cardinality). Injective analogical recursions can also exist in a back and forth system that ultimately loops between the various domains of two or more contexts.

Copyright 5/25/2005 Justin Coslor
Implicit V.S. Explicit Knowledge

In knowledge bases, facts and data are stored in patterns and contexts explicitly, but that same information may also belong to other contexts, and can be arranged into different patterns and may have unidentified relations to patterns in that data set and/or to patterns not in that data set.

Often times there are multiple hierarchical levels and recursions of patterns in contexts and sub-contexts in patterns, and bridging across these levels are more of the same in many cases. Data that is implied can be treated as though it is hidden, though its role may be very important in the context of the data that depends on it. In the perception of questions, lots of implicit patterns and contexts are necessary to generate and adapt simulated models of the knowledge that is involved with the possible ways to represent the meaning of the question, as well as for generating models of the expectation parameters of the context templates involved with goal search, answer retrieval, and answer formulation (for discovering or constructing suitable content of the right level of detail). This is because every question is the intersection of multiple contexts, or rather every question is an attempt at adapting multiple contexts into compatibility, and thus unknowns must be declared.

Copyright 5/16/2005 Justin Coslor
Analogy, Metaphor, and Examples

Now due to my lack of a dictionary on hand I'll create some of my own definitions (the names can be changed later).

An analogy is like half of a metaphor. An analogy gives an elaborated example of a relation, whereas a metaphor gives an example of a relation across multiple contexts (a cross-domain relation).

An example of an analogy is like saying: An apple is like an onion. Both rot, and are edible.

An example of a metaphor is: Apple is to onion as postman is to salesman.

An analogy is essentially a simile plus a moral or explanation/elaboration. A metaphor may describe the same relation(s) as an analogy in that it juxtaposes two or more pieces of information. This is similar to generating a unique diagonal length from a box generated by using one sequence or variable quantification as the x axis and another sequence or variable quantification as the y axis to produce a unique qualitative variable or sequence... Add more dimensions to the diagonalization to combine more variables or sequences or functions... Then just rotate the diagonal axis until it is horizontal. But metaphor goes a step farther and presents another example of that relation, but in a different context.

*Examples are contextualizations of patterns.

A relation between qualitative variables is thus a diagonalization of their quantitative mappings. In this way, qualitative mappings can be represented geometrically. Patterns are composed of variables and relations between variables.

**Variables are usually qualitative property sets that have been quantitatively mapped into juxtaposition with their enumerated algebraic repetitions.

Juxtaposition via diagonalization is a form of an operator. ***Operators are forms of juxtaposition of variables and patterns.

Addition sequentially juxtaposes variables and patterns on a grid.

Subtraction is the opposite of addition, as it removes variables and patterns from a grid.

Multiplication sequentially adds to columns of categories, one category at a time.

Division de-references and parses columns of categorical values, and is the opposite of multiplication.

Addition, subtraction, multiplication, division, 2D geometry, trigonometry, algebra, calculus, etc, ... all are operations that can be performed on a grid. Change the operation space (i.e. change the context), and the axioms that these operations are based on may no longer apply; but some may, and those are the axioms we want to collect for a wide range of adaptability, and can be used in forming general systems theory grids and networks.

As far as I know about operation spaces, there are grids and there are networks. Each can be within each, they can come in many different forms, and translations are possible between them, but the translation between a grid and a network always relies on a core set of axioms that are in common between the two data structures.

Copyright 5/4/2005 Justin Coslor
(Based on a theory I had around the year 2000)

Sight

From color comes shape,
and from shape comes size,
we triangulate images

that come into our eyes.

Fall 2001 to 4/25/2003 Justin Coslor

My fundamental theorem of Computer Vision:

I believe that from color comes shape and from shape comes size;
comparatively/relatively/contextually.

I'll have to read about the cognition of vision to fill in the details and check out software and plasticware/firmware/hardware models of visual perception. Learn known mathematical techniques.

Copyright 5/6/2005 Justin Coslor
Rules Are Behavioral Expectations

Here are some types of rules:

Laws, priorities, environmental limitations (physics), trends, norms, common sense, personal limitations, societal beliefs, personal beliefs, lazy tendencies & optimizations, conditions, terms of use or license agreement, policy, ethics, morals, probability judgments, priority judgments, game theoretic strategy, preemptive negotiation, real-time negotiation, post hoc proc negotiation, design considerations, navigational control, pattern guidelines, pattern maps, mathematical modeling and calculation, combination possibilities, case-by-case possibilities; forum dimensionality, axioms, theorems, and restrictions; units and parsing and sorting methods and requirements; activation, deactivation, and flow control theory, network access methods, network exchange methods, network dynamics.

Here are some qualifiers for those kinds of rules:

Global, situational, regional, local, continuous, temporal, static, dynamic, linear, parallel, hierarchical, symmetric, independent, context specific, general, intentional, unintentional, conscious/unconscious, automatic, manual, modal, type, categorical.

Find an ontology that lists concepts related to a given concept, in a hyper-linked format. Similar to encyclopedia references (see Wikipedia.org) or book topical references in the public library's card catalog.

Copyright 1/7/2005 Justin Coslor
Categories: Part 1

Even if categories get proven to be inaccurate (*Are accuracy proofs based on any subjective information?), then useful information about the compatibility of the data elements can be discovered as parameters get refined. Ultimately, it is the compatibility of the elements, both in and between data sets, that makes the fundamental definitions of the categories.

Copyright 11/7/2004 Justin Coslor
Hypothetical Relation Highlighting in Undefined Data Sets:

If categorical names have been assigned to finite elements in a domain, the rest of the data in the set can be hypothetically considered to be relations or parts of relations (on those elements and elements not in that buffered data set). Or they may be elements of categories you don't yet recognize or know of yet.

Guessing about Neural Architectures...

This is a journal entry, Copyright 9/12/2004 by Justin Coslor.

I could be totally wrong about this, but it is currently presumed, by me at least, that neural architectures tune to, receive, translate, and transmit various wavelengths of patterned energy configurations. The tuning functions may be in one unit, the receivers/input devices may be in another unit; the translation/manipulation apparatus may be in another unit; the translation/manipulation apparatus may operate in a unit of its own, and the transmission/re-communication apparatus may be in a unit of its own as well.

There is likely data loss in the imperfections and limitations of the tuning apparatus, the receiving apparatus, and the re-transmission apparatus successively; however, the translation/manipulation apparatus may apply experience-based heuristics to fill in the holes and sharpen or simplify the distortions and puzzles in the data field. Each cluster of nodes, as well as the relation nodes themselves sometimes perform negotiations for syntactic and semantic consistency. Such negotiations are likely interfaces composed of multi-purpose reconfigurable general cellular nodes. Meaning might be derived from information streams by creating translations and equivalence representations in other classes and other contexts, and by defining and rating utility functions and organizing them in such a way that their priority can easily be determined relevant to the general function of the class of relations they belong to in generalized/easily-specialized contexts. The neat thing about information, rather than cause and effect, is that it can be re-conceptualized and re-contextualized and re-framed/re-patterned.

10/22/2004 Justin Coslor
(after reading pg. 11 "Modern Algebra" by Gilbert and Vanstone)

Some methods of Proof:

- Assumptions (context)
 - Examples of problems or experience
 - Critical questions of interest
 - Representative language choice
 - Translation/Mapping -> same or different context?
 - Inventory of context axioms
 - Define critical question's search scope
 - Assume all questions are somewhat answerable
 - Convert other knowledge into current representation and abstract relationships without regard to hierarchical depth
 - Group compatible relationships
 - Mark partial compatibilities as overlapping sub-contexts
 - Hypothesize mappings that assume each relationship to be the answer to a series of questions
 - Look for hypothesized questions similar to questions of interest
 - If found, remap original examples in terms of those similar mappings of hypothesized questions
 - Define inconsistencies and address them
 - Represent conclusion
 - Explore relations of conclusion to other contexts
 - Blah blah blah, I should study more.
-

8/12/2004 Justin Coslor
Axiom Notes

(Here are some note I took at the public library today.)

Structuring XML Documents / David Megginson
CLP MAIN SCI&TECH QA76.76H94 M44 1998

The National Strategy To Secure Cyberspace
February 2003
<http://www.gpoaccess.gov>

- Perhaps people and machines should be trying to prove the limits of proof.
- There are many shapes of non-Euclidean geometric reality.
- Perhaps quanta of energy is a form of matter that exists on non-Euclidean spiral and tubular planes? Maybe quanta breaks off from matter and electrons that exist on non-Euclidean spherical planes during orbit changes and altitude changes?

I read part of the end of the book Thinking about [TLC] LOGO: A graphic look at computing with ideas. pg. 206&207 ISBN 0-03-064116-0

Each set of axioms is based on a unique working model of the universe. (Regardless of the completeness of the model.)

In many cases, there is some overlap between different sets of axioms, because many contexts have some properties and/or patterns that are in common. Metaphoric operations describe the relations between the properties and/or patterns that are in common between unique contexts. More than that, each set of axioms attempts to define a working model of the universe, and that no model of the universe is complete (hence it is a model) other than the universe itself; and from within the universe, a model of the universe can only be approximated, and to a varying degree of accuracy and/or applicability at that.

8/20/2004 Justin Coslor Update:

So essentially, a set of axioms is only as good as the model they attempt to describe.

Copyright 6/8/2004 Justin Coslor
Contexts

A context is a relation that defines a group of patterns. A pattern that is not related to any other patterns is isolated, and can for the most part be considered "invisible" to other contexts. A context can also be considered to be a pattern, and can sometimes also be considered as subject to this "isolation" concept. Patterns that exist within networks of contexts are the most easily located, since cross-domain relation-based experimental search and discovery methods need not be applied to locate or define them, as is necessary in many cases to find isolated patterns (i.e. island knowledge). Networks can consist of relations (surjective, injective, and bijective) and cross-domain relations (which are potentially multi-node route reverse-surjective relations). Data turns into knowledge as the patterns and contexts and networks of contexts are mapped out.

Copyright 6/5/2004 Justin Coslor
Perception

Every multi-state organization or cognitive organism exists on a higher plane than it is capable of perceiving, because nothing can monitor every aspect of itself (unless every cell is symmetrically identical) since the monitoring devices (sensors, etc), even when recursive, cannot monitor every aspect of themselves. This is because in order to perceive of something we must classify it in terms of something else we have perceived, and since we were born in motion, our consciousnesses pass forward from state to state, processing information (perceiving of things in terms of the physical universe) until parts, or the entirety of our bodies have fully ceased to move (i.e. until the breakdown of the subparts).

As Godel's theorem implies: "no set can map its powerset". After some developed mental subparts have broken down, the structures of the consciousness that they were physically translating may continue to operate outside of the rest of the brain's physical time-frame. The latency of the various cognitive architectures in the brain may have a great deal to do with the relativistic self-observations of multi-sensory experiences. Since after all, some parts of the mind/body connection and mind/brain connection operate at near the speed of light (as electrons

flow between the parts of each cell).

Copyright 8/10/2005 Justin Coslor
Perception -- continued from 6/5/2004....

On 6/5/2004 I wrote that "The latency of the various cognitive architectures in the brain may have a great deal to do with the relativistic self-observations of multi-sensory experiences." In other words, people think at different rates and depths from time to time, and that can create recall and encoding obstacles in grouping and interfacing memories between different cognitive states. However, those kinds of qualitative and quantitative differences between the contents of memorized perceptions can create bridges into depthier re-perceptions for recognition into fine-tuned contexts.

5/17/2003 Justin Coslor
A.I. Notes

Today I did a <http://Google.com> search on OpenCYC

Thought Treasure V.S. OpenCyc came up. I guess both are major knowledge base ontology management systems, i.e. Reasoning Engines.

Thought Treasure seems to have more stuff for Natural Language Processing than OpenCyc, but it is only free for noncommercial use. The Cyc technology though is the world's largest and most complete general knowledge base and commonsense reasoning engine. The CIA uses it, and did about 500 man-years worth of data-entry into to. OpenCyc is a much smaller subset of Cyc, and is open-source.

Cycorp runs opencyc.org, and also makes ResearchCyc for R&D in academia and industry.

Dependencies: none
Languages: CycL, SubL, Java (other API's on the way)
Platforms: Linux (Win32 coming soon)

Sites:
<http://opencyc.org>
foundry.ai-depot.com/Project/OpenCyc
/Amygdala
/Fear
/GAUL
/Joone
/LogicMoo
/OpenAI
/SigmaPi
/Simbrain

10/20/2004 Justin Coslor
Mission Statement

Free open-source software is quite possibly the best hope, in conjunction with the freely accessible Internet, to give the common citizens a fighting chance at building foundations for their decedents in the midst of the mechanized empires of greed that thwart and encroach on their liberties and livelihoods in their attempts to squeeze and control the creative potential of supposedly free individuals who might otherwise be nurtured to blossom as citizens of a humbly selfless and harmonious planet Earth, that we all know can happen.

Book II:
Networks of Questions

=====
Everything I know about questions.
=====

By Justin Coslor
justincoslor@gmail.com

(These ideas are all copyright by Justin Coslor on their respective dates. I very much want to share these ideas, but I want to work in collaboration on related projects, so I withhold all intellectual property rights to this material. The work in this document is just a small selection of my ideas. Please do not steal my work via Tempest equipment or by any other means. If you are interested (due to tempest surveillance since I haven't shown anyone this,) and wish to collaborate, feel free to contact me at the above email address, and I will keep your technological secrets as long as you don't exploit me. Also, I'm egalitarian and I don't build weapons. Let's get that strait. Realize, I'm living on food stamps and measley disability stipend that barely pays the rent.)

2/28/98 Standard Inferences

About actions: who what happened why when where how.
Most everything else just uses one or a couple of these inferences.

10/6/2003 Query

As far as questions are concerned...

It seems like there are yes/no questions, option questions, spectrum questions, ind-depth (and short) descriptive questions, computational questions, essay questions, etc.

Some are subjective (of opinion), some are neutral, some are definitive, some are explanatory, some are geometrical/visual, some are mathematical, some are of finite domain, some are impossible, some are biased, some are traps, some are falsely/inaccurately stated, some are open-ended, some are meaningless/pointless, some are direct, some are indirect, some are of infinite domain (a snapshot), some are time/space sensitive, some are quantitative, some are qualitative, some are recursive.

8/1/2004 Questions (a re-write)

Questions can be used to define agendas; or indicate knowledge; gaps; or inquire about attributes, associations, and relations; or speculate; or to demonstrate something or make a statement; or be used for introspection or inspection; or to infer, deduce, or search for the elements of a pattern or context or its system(s) or relations; or to map assumptions (an assumption being the context that defines a set of beliefs); or to analyze and re-analyze data and information.

3/15/2005 Networks of Questions

In considering ideas and information that is new to me, I ask networks of questions. The questions can be framed as dependency charts. Now what is a good way to understand dependency charts? List out the major nodes (most well-connected nodes) as open-ended definitions, and form lexicons out of the interconnected definitions. Next map out the rest of the nodes axiomatically using those definition structures.

Turn this into a software for common sense perception. Maybe make a web crawler cognition engine that can learn the meaning behind things so that it can solve problems by figuring out new

ways of thinking about things (adapting the context of question/perception networks).

3/15/2005 Experimentation

Sometimes experimentation is necessary to solve problems and answer questions, because some nodes of information or questions or contextual perception networks are otherwise unreachable, and often entirely unknown to exist.

4/15/2005 Question Networks, continued...

Abductive reasoning:

When does a function discover or prove an axiom?

What metric makes analogy recognizable?

Do recursive lexicons have the potential for infinite macro-scale growth? Do they have the potential for infinite micro-scale growth? Or will they all be governed primarily by the initial categories?

Form networks of questions to gain valuable perspectives on topical and problem data. Model question engines in a careful evolutionary goal manner with sustainability and capability and necessity as the primary objectives.

Map the spectrum of inquiry.

Expectations->Intentions->Experimentation (scientific combinations)->Dependency Chart Gaps and Representation Gaps->Formulation of questions incorporating "known" data.

5/4/2005 Answers

We're surrounded by answers, but they're all meaningless and often impossible to even detect without knowing at least some of the questions that they are derived from. Without this question/answer connection, there is no consciousness, awareness would not exist.

Copyright 5/10/2005 Justin Coslor

Re-defining basic question thought-forms:

Why? = Is there a reason for how this came to be, and what is it?

What? = The existence of this shall be called by a name that needs to be defined, and we are inquiring about that.

When? = This occurred or shall occur at what time and day?

How? = By what process does this function?

Notice that I had to use "what" in every one of these (except I tried not to use "what" in it's own definition, which was difficult). Therefore "what" is the most important thought form to focus on. "What" is the algebraic domain of the relation "that", or "this", or "these", or "those"; and the range is unknown, and is entirely unbounded.

"That", is a pointer to a specific instance of something in existence (whether it be in physical or Platonic reality).

The difference between Platonic objects and physical objects is that Platonic objects are just pointers to other pointers, whereas physical objects are pointers that point to themselves in a loop.

Physical objects can bound and/or link (like a chain) other physical objects because if we geometrize the representation of the pointers we have physics, since the pointers loop. We exist partially in physical reality, and partially in Platonic reality since we can make conversions between the two. It's like the difference between particles and waves.

Copyright 6/17/2005 Justin Coslor
Question Networks: Option questions v.s. spectrum questions

A lot of ambiguity is in every question. For instance, if you asked a question today you'd get one answer most likely, but if you asked that same question 10,000 years from now you'd probably get a much different answer. The scope of a question can be narrow or it can be wide. With a narrow scope, a question might be a basic question that can be modified by many options, or it can be a bunch of cases, as in specific questions. Those are option questions. They lay out perspective question options.

When the scope is very general or comprehensive of a lot of possibilities, then it is a spectrum question because it is intended to explore a range of possibilities that are within the same domain. Option questions seek to explore multiple questions that are not necessarily of the same domain.

Copyright 5/25/2005 Justin Coslor
Question expectation templates and question context intersections

Questions contain an expectation template of the kind or class of answers that the inquisitor is looking for. Often times though, the answers that are found or generated, or the answers that are of the most use, do not match the question's expectation template. Often times, answers that are suitable cannot be derived or located until the question is elaborated, generalized, or otherwise modeled using different representation, such as analogical equivalencies of its objects, objectives, contexts, and relations.

Every question is the intersection of several contexts, where behind the scenes, each context has its own unique expectation template; such as:

- 1. The type of question: who, what, where, when, why, how, and its structure and methods.
- 2. The semantic purpose of the question indicated by the question's structure: to define a context, to define a pattern or variable property, to state an open-ended knowledge structure and indicate the unknowns and data access points, to explore a domain or a range, etc. Or to state facts alongside the question, to indicate expectation parameters of the answer(s).
- 3. The setting of the question is object(s) and relation(s). Associated objects and relations can be explicit or implied, but does result in expectation parameters.
- 4. The existential time frame or solidity or transitory frame cycle of the question's objects and relations in regard to their setting is another context involved in definitive consideration of answer expectation parameters.
- 5.
- 6.
- .
- .

etc. There may be many more foundational contexts that intersect in the formation and existence of every question.

Copyright 5/24/2005 Justin Coslor
Question asking systems

Question -> Perception of meaning of question -> Search and answer retrieval -> answer formulation -> interpretation of answer.

In short, QUESTION -> ANSWER(S).

The more methods of knowledge representation that are available to model the perception of the meaning of the question, the more depth and breadth the search scope will have in the answer retrieval process, and the experimental data combining buffer will have more possibilities to form experimental combination answers with. If the answers are experimental, then they may need to be tested or proven valid. Not all valid answers are useful though, and not all questions can be modeled accurately. Question-Answer systems and Question asking systems are subject

to priority systems, in their exploration of patterns in contexts. Every question or series of questions is a rough draft of the question that will produce or point to the desired answer that contains the right level of detail of suitable content.

Copyright 5/10/2005 Justin Coslor
Re-defining basic question thought-forms:

Why? = Is there a reason for how this came to be, and what is it?

What? = The existence of this shall be called by a name that needs to be defined, and we are inquiring about that.

When? = This occurred or shall occur at what time and day?

How? = By what process does this function?

Notice that I had to use "what" in every one of these (except I tried not to use "what" in it's own definition, which was difficult). Therefore "what" is the most important thought form to focus on. "What" is the algebraic domain of the relation "that", or "this", or "these", or "those"; and the range is unknown, and is entirely unbounded.

"That", is a pointer to a specific instance of something in existence (whether it be in physical or Platonic reality).

The difference between Platonic objects and physical objects is that Platonic objects are just pointers to other pointers, whereas physical objects are pointers that point to themselves in a loop.

Physical objects can bound and/or link (like a chain) other physical objects because if we geometrize the representation of the pointers we have physics, since the pointers loop. We exist partially in physical reality, and partially in Platonic reality since we can make conversions between the two. It's like the difference between particles and waves...

Copyright 5/11/2005 Justin Coslor
Writing Tips

When I want to write, to figure out what to write I try to figure out a priority system, where I aim to invent the most important new idea that I'm either interested in (topically) or that is very important but that is only interesting enough to write down for somebody else to explore. Once I've focused on a topic I start asking questions and map it out and associate it to other areas and build networks of questions and answers and arbitrary data.

I have to feel like writing and be relaxed and well hydrated (slightly caffeinated helps), and it's best when I'm thinking at my best (not bogged down by emotions) I don't consider this entry an "idea" since I feel awful and am terribly lonely and depressed and have heartburn at the moment. I write best when I'm either really really happy (a bipolar high), or really really depressed (a bipolar low).

10/20/2004 Justin Coslor
Regarding Education

If people could be taught first how to learn on their own, and next how to find and update their sources of information and resources, and then be taught creative and consistent logic and how to interact in their chosen forums of discourse, along with some skills as to how they can negotiate their insights and nurtured talents for wellbeing and non-harmful prosperity to an extent limited to what they can successfully and comfortably manage without bloating into the arena of greed or ill-

intent; then they would have a great potential for doing a lot of good in the world and in the happiness of their daily lives. Lives lived purposefully.

10/28/2004 Justin Coslor

It's important to be semi-autonomous rather than being just another domino.

Copyright 6/1/2005 Justin Coslor
Choice

Choice depends on having recognized options to choose from. The availability of options depends on a system of awareness, and the explorative mapping of solution spaces and/or experimentally created generation. Also an evaluation system or metric is necessary for the selection process to pick a suitable option. The initiation of choice can be voluntary or forced; and it can be activated out of necessity, or independently.

Copyright 5/31/2005 Justin Coslor
Creativity

Creative processes start out with a chosen medium, and then a random process is activated that generates a lot of possibilities, then it is a matter of choosing the best or most desirable possibilities and elaborating on them and linking them. That is what creativity means to me. The creator may also have several goals or requirements in mind, and be aware of juggling prerequisites.

Copyright 5/28/2005 Justin Coslor
Intuitions

Intuitions are sequences of inspiration, and are part possibility thinking, part logical thinking, and part random chance phenomenon. Intuitive truth requires proof.

Book III:
Math Ideas:

Copyright 9/13/2004 Justin Coslor
Infinity

Something that is infinite in one context may be finite in another context. For the re-definition of "infinite" is something that goes on forever along the dimensional framework of a given context. But once new axioms are applied to the context where that something went on forever, the context is changed, and thus so the definition of many if not all things that existed in the former context, and in many cases infinite objects may become quite definable (finite).

3/2/2005 update by Justin Coslor

Also, it's important to not that perspectives changes (such as recontextualizations), may come with different axiom sets than the original context.

10/19/2004 Justin Coslor

Public Domain, free for well intended use only.

The upper limits of NP-Completeness

Polynomial time computations' upper limit can be described by saying " ∞^x ", and that has finitely many dimensions of context, but infinite scope along those dimensions.

Non-polynomial time computations can be described by " x^∞ ", and that has finite scope, but infinitely many dimensions of context.

As you can see, cannot exactly equal np, however, it can approximate an incomplete abstract summary of some parts of np, using part of p's scope. This is because exponents stand for the number of perpendicular or symmetrical dimensions that the variable exists in.

So saying that $p=np$ is like trying to say that $\infty^x=x^\infty$, which it clearly is not; but p can be composed of a selection of np's dimensions, as long as they have a common base for forming selective perspective.

Copyright 10/17/2004 Justin Coslor
Qualifying & Quantifying Dimensionality

In equations such as $A_n X^n + A_{n-1} X^{n-1} + \dots + A_1 X + A_0 = 0$, the coefficients (A_n to A_1) can be considered to be quantifiers, and X^n to X or Y's etc, can be considered to be qualitative variables.

When the variables X, Y, etc have exponents or are multiplied together, each combination of exponents and variables defines the dimensionality of the planes that the equation is holding in relation to one another, and the coefficients define the size or length or quantity or magnitude of each dimensional/qualitative structure in the equation that is held in relation to each other dimensional/qualitative structure in the equation. Now some dimensional structures are best described by equations that have more than two sides to the equal sign, such as those that exist on higher prime and prime composite levels of balance than most of current mathematics is based on. So we can only approximate descriptions of those structures in a duality format if at all.

I guess a computer array or database or arrays of arrays can be used to depict higher dimensionality, but past a certain number of dimensions it surpasses the human brain's neuro-hardware's ability to visualize the relations and dimensional complexity. Arrays can be used to list out infinitely many dimensions categorically and quantitatively. However, nobody as of yet has discovered a way to think of a way to bound the classification of objects or situations using more than two extremes, using dualities such as maximum and minimum to balance an equation. Triality, or quintality, etc, along the prime numbers may indeed be possible, though our brains don't seem to interpret the universe along those dimensions as of yet. Perhaps eventually we will learn to adapt higher logical foundations.

Copyright 10/4/2004 Justin Coslor
Spirals

(See the photos of the pictures depicted by this text on this date.)

A number that has exponents contains one perpendicular or symmetrical dimension per exponent, so f^5 in this equation might look something like the multidimensional picture of a spiral within a spiral within a spiral within a spiral within a spiral. This is how my math invention "Sine Spiral Graphing" applies to the discovery I made about dimensionality (see journal entry dated 7/10/2004 Justin Coslor). The line going through the center of the spiral might actually be a spiral, a circle, an elliptical loop, a curve, or some combination of those.

This kind of visual notation ("Exponential Sine Spiral Graphing" I call it) can be used in conjunction with conical orbit graphing I call it) can be used in conjunction with conical orbit graphing to simplify

the interaction visualizations of multiple spinning and/or orbiting bodies that have at least one plane of rotation in common.

Update:

Copyright 2/10/2005 Justin Coslor

The optimal structure of nanotechnology parallel-processing supercomputer memory structure could be something like this f^5 composite exponential spiral, except with ribbons of memory units and have vertical pipelines interconnecting each exponential layer of the composite spiral, and have a brick made out of short columns of these f^4 or f^5 or f^n spirals that are laterally connected on the ends of each column and stack multiple columns on top of each other in sheets of intensely interconnected spirals, like slices of a tree trunk.

7/10/2004 by Justin Coslor
Light Spirals

For several weeks now I have believed that light (and other emissions of convecting energy) particles/packets/quanta travel not in waves, but in spirals and flocks of spirals. I came to this conclusion after figuring out how to visualize Balmer's frequency equation (the one with the Rydberg constant and electron shell radiuses: $f=R(1/N_f^2 - 1/N_i^2)$ where N_f is the outermost shell and N_i is the initial shell) in terms of sine-spiral graphing (Sine-spiral graphing is something of my own invention, and is a 3D resenatation of circular motion, where the sine-waves or cosine waves represented for all points in time as a spiral (cosine of a point is X, sine at that point is Y, and time at that point is Z in the 3D coordinate system....remember the unit circle?) through time (or through a 3rd dimension if time is irrelevant or instantaneous or if motion is uniform)). See pg 67 of the comic book "Introducing Quantum Theory" by J.P. McEvoy and Oscar Zarate - Copyright 1996 (2003 reprint) ISBN: 1840460571 for Balmer's frequency equation. *Note: Waveforms only look like that from a perpendicular side-view, and I think this because, interestingly enough, 3D spirals look exactly like that when they are looked at from a perpendicular side view, which essentially is a 2D perspective. That is part of the basis of my sine-spiral graphing methods (I came up with the math for it when I got way behind in 10th grade Math-Analysis class).

7/11/2004 update by Justin Coslor
Light Spirals Continued

To visualize it I juggled the equation around a little, and figured out the intent that went into creating the algorithm. In N_f^2 and N_i^2 , f^2 and i^2 just means that the variable f exists in a two-dimensional plane where one f axis is perpendicular or symmetrical to every other variable in the composite of the multiplicative parts; and when numbers or values get plugged into those variables, the visualization depicts a specific graph within the context of that combined dimensionality. That is why multiplication is used in algorithms to combine variables that are proportional to each other.

*Multiplication shows that they have a proportional relationship.

**Multiplication can also show that variables' dimensionality can share the same space, by perceiving of them in the broader context of their dimensions' combined contexts (whether it be symbolic, semantic, algebraic, or geometrical).

***One variable=1 dimensional representation. Two variables=2 dimensional representation.

Three variables=3D . . . There is a limit to our neuro hardware's dimensional ability.

****If a variable is squared it exists within a two-dimensional context, if it is cubed, it exists within a 3D context, etc.



Cross Domain Relations, for the Mathematics of Alternative Route Exploration

Aside from the first order logic stuff, the ideas and depictions in this paper were originally conceived of and are Copyright 5/22/2004 by Justin M. Coslor, ALL RIGHTS RESERVED (Please contact me for conditions of use...). This Rough Draft was typed on 6/9/2004 in AbiWord on an X86-Compatible Personal Computer running GNU Sarge (a free Debian Linux Operating System), and was encouraged by the FRDCSA.ORG project.

These ideas are intended to enhance the ability to discover and invent new routes in any field of study, and to aid in evaluating the relative utility of known routes, as well as to simplify some of the problems posed by computability theory.

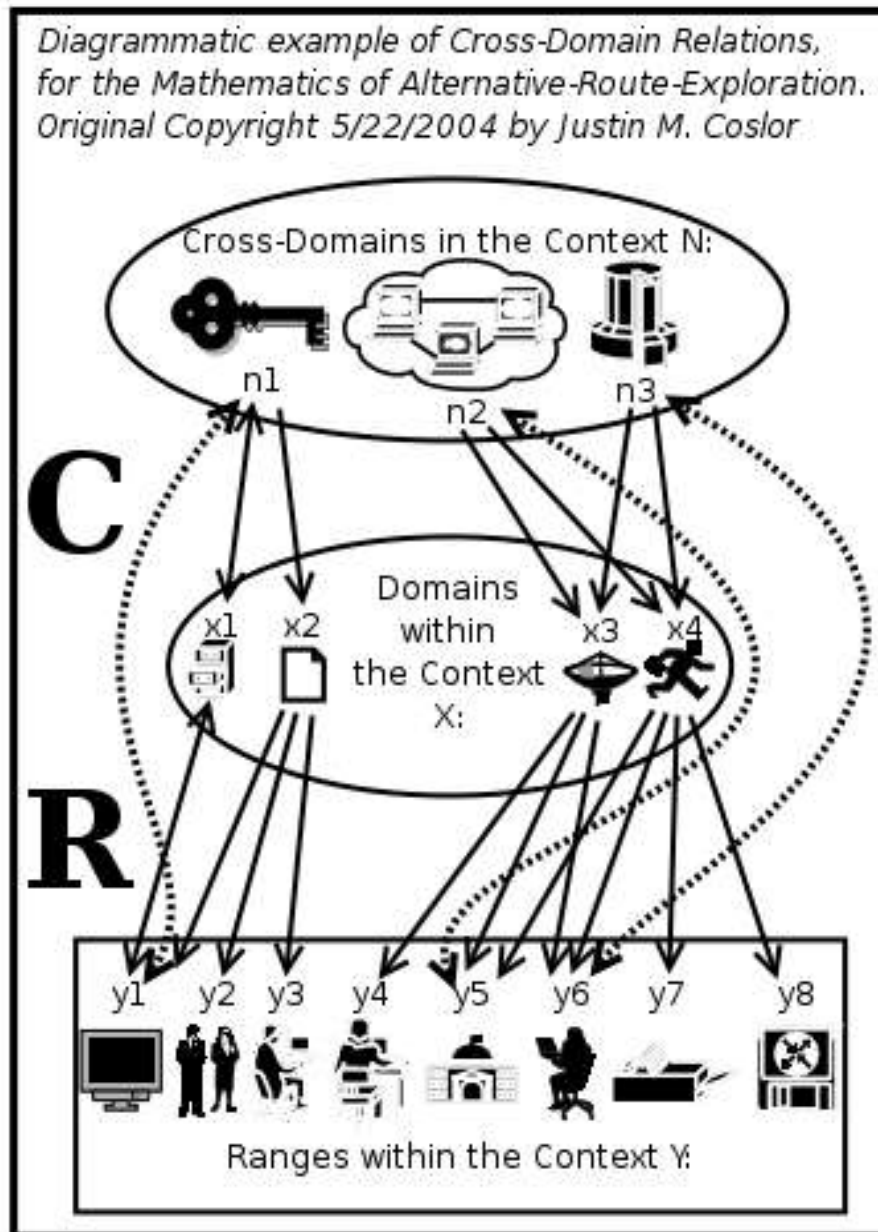


Figure 1.

From the foundations of relational logic, we already know that:

if a relation is $xRy: X \rightarrow Y$, then it is **injective**;

or if $xRy: X \leftrightarrow Y$, then it is **bijective**;

or if $xRy: X \rightarrow (y_1, y_2, \dots, y_p)$, then it is **surjective**;

We also know that if a functional relation is $xRy: y=f(x)=m$ where $f(x)$ represents an arbitrary function of the domain X that yields a set of unique m 's that are sub-ranges (y 's) within the bounds of the range Y (a.k.a. the Class Y), where each m corresponds to a uniquely arbitrary domain x through the functional relation $f(x)$. In this case, $[f(x)]=R$ in the equation xRy . (*Remember for later that any mathematical operator (+, -, /, *, etc.) can be a relation. Any piece of computer software can also be treated as a relation, since software performs operations, and is basically a collection of algebraically-tied operators.)

But perhaps, we can broaden the scope of the Context in order to allow for more possibilities.

This "broadening", may include metaphoric operations and metaphoric relations between the data type(s) of the functional relation(s) in focus and various specified number sets, orderings, and systems of numbers (including symbolic ones). (*We'll cover more on this later.)

Let us introduce a new type of relation, that is a relation that relates relations, and let us call it a Cross-Domain Relation, and depict it as such:

One goal of this paper is to show a system to accurately depict the following kinds of relation:

$xCy: (x_1, x_2, \dots, x_p) \rightarrow \mathbf{kn}EY$ (injective), or

$xCy: (x_1, x_2, \dots, x_p) \leftrightarrow \mathbf{kn}EY$ (bijective), or

$xCy: (x_1, x_2, \dots, x_p) \rightarrow (\mathbf{k1}, \mathbf{k2}, \dots, \mathbf{kn})EY$ (surjective);

where every sub-range \mathbf{k} that is an element of the range Y , has multiple domains that relate to each \mathbf{k} in a unique way (through a unique route).

Each sub-domain in the Domain X can come from different contexts and each sub-domain may operate under a different relation to specific sub-ranges in Y than other sub-domains relations to those same sub-ranges in Y .

In these relations, some of the sub-domains may be injective, some may be bijective, and some may be surjective. In order to label and order each set of sub-domains that is part of a unique cross-domain relation, we introduce the ordering term "n".

We can use the "n" component here to differentiate and/or order cross-domain relations, by combining the ordering of cross-domain-related sub-domains (i.e. nCx) with the individual relations between those sub-domains and any given sub-ranges (i.e. xRy), as such:

$nCx: N \rightarrow X$ (injective), or $nCx: N \leftrightarrow X$ (bijective), or $nCx: N \rightarrow \{x_1, x_2, \dots, x_p\}$ (surjective),

then $nCxRy$ describes the cross-domain relation where n is an element in the cross-domain N such that $x=f(n)$, and x is an element of a particular cross-domain subset n (as well as being a sub-domain of the domain X), where x has a relation (a.k.a. a **route**) to a particular sub-range y in Y .; (**Note: every x in X and/or every n in N can come from vastly different contexts, yet still lead to the same $y(s)$ in Y .)

where for each sub-range y , $f(n)$ is every function in the cross-domain N that leads to multiple sub-domains in X that lead to the the multilateral result k (which is a specific singular sub-range y in the Class Y with multiple relations leading to it from the domain X) through the route:

$F[C\{f(x)\}] \rightarrow k \in Y$ ($k \in Y$ means k is an Element of Y),

where $C\{f(x)\} = n$ and $y=f(x)$ and $x=f(n)$, and k represents any specific unique sub-range in Y that can be arrived at via multiple domains' functional relations, where each of the multiple domain's relations goes from any sub-domain x in X to the same specific sub-range y in Y ;

where $F[N]$ is the set of all routes to all k 's in Y ,

K is the set of all k 's in Y ,

and $F[n]$ is the a relation describing set of all routes to a specific k in Y .

k is used to depict sub-ranges that have multiple ways to arrive at them; that is to say, ways that include origin variations, and intermediary relation combinations (middle-man combinations).

In short: "If some unique X 's yield some of the same unique y 's through various relations, then those X 's are said to have "cross-domain relations", because those domains have some relations whose end results have something in common."

~~~~~This is what I was trying to draw and put into an equation format. I'm not sure if I succeeded, but probably. It seemed like there needed to be a formal word for what I was trying to depict as relations that relate different contexts' functions' domains by a representable equivalence or similarity in their ranges (when there is exists such a representable equivalence or similarity), so that's how I came up with the name "**cross-domain relations**". Computer software can essentially be treated as such functions, for which cross-domain relations that lead to alternative routes may exist for any given set or class of software functions. It's basically all about **alternative routes**. Such a **mapping** can be quite useful for exploring alternative, or previously unconsidered, or unknown **possibilities** and **modalities**.

In **Figure 1.**,  $X$  is a class that contains domains that lead to ranges within the class  $Y$ . There may be other classes that lead to those ranges, even if they do so indirectly through other classes by broadening the applicable context. By saying "lead to them" I mean "relate to them" in any "chosen" way(s).

The **route equations** can get very complex the more classes and destinations you're analyzing when looking for and mapping cross-domain relations. In practice, the user ends up with a concise pack of cross-domain relation equations that summarizes the

entire complexity of the known patterns in the contexts of any situation or model. The **equation packs** can also be used to **represent the possible outlets to explore** for new patterns based on perceived priority of their beginning class of categories, and perceived attainability/computability. . .mark off potentially infinite patterns and recursive loops accordingly, after exploring the first few layers only.

### **Conclusion:**

Cross-domain relations can be used when depicting, predicting, finding, manipulating, creating, using, analyzing, backtracking, tracing, comparing, and reverse engineering alternative routes to anything, in any field of application.

---

---

---

### **Examples:**

(\*In the following examples I have defined the "underscore" character "\_" to be the equivalent of the logical statement "OR", which is equivalent of the English language statement "and/or". I use the "\_" character to link multiple routes to a sub-range, so that the patterns of the context of that sub-range can all be packaged into one nifty continuous string. Such a string can then be parsed easily and sorted according to factors such as: route-scale (number of computable degrees or nodes v.s. potentially infinite possibilities), route category, route-size, relative route location, etc.)

#### **Example 1:**

In **Figure 1.**, the domain  $x_2$  has an alternative route to  $y_1$  through the cross-domain relation  $n_1C_{x_2}R_{y_1\_}n_1C_{x_1}C_{y_1}$  where  $n_1C_{x_2}R_{y_1}$ =Route **k1**, and  $n_1C_{x_1}C_{y_1}$ =Route **k2**. ((In my examples I like to use C to represent bijective relations, and R to represent surjective or injective relations.) \*Note that  $x_1C_{y_1}C_{n_1}=n_1C_{x_1}C_{y_1}$  ) So in this example **k1** and **k2** are the known routes to  $y_1$ , and since we know about more than one route to  $y_1$ , we can call **k1** and **k2** cross-domain relations. Or we can simply reference that group of routes by the meta-name **k1\_k2**.

Diagrammatic example of Cross-Domain Relations,  
 for the Mathematics of Alternative-Route-Exploration.  
 Original Copyright 5/22/2004 by Justin M. Coslor

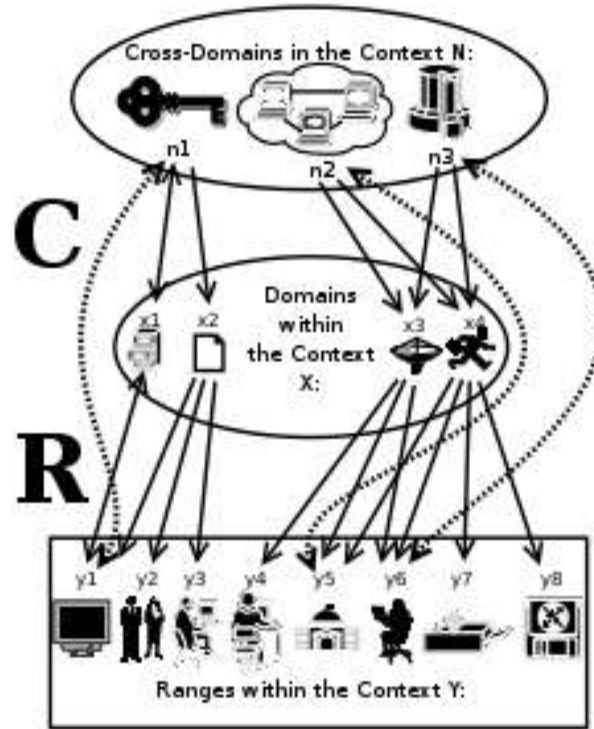


Figure 1.

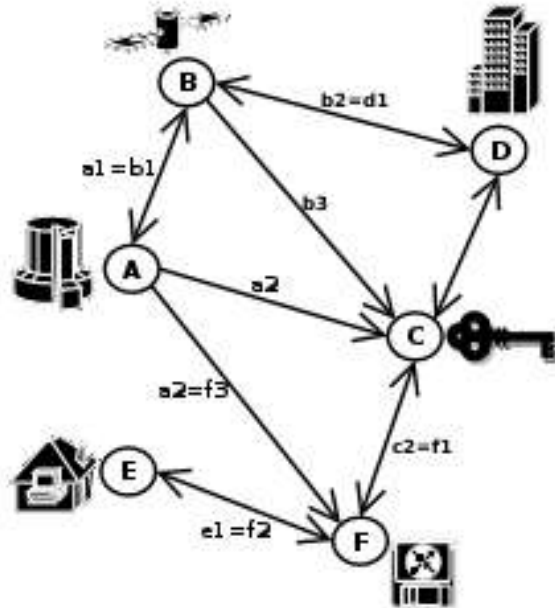
The following are Graph Theory Examples of Cross-Domain Relations:

(\*\*In the following examples, I use **R** to represent an injective or surjective route, and use **C** to represent the continuous directional flow of a bijective route. I use the symbol "\$" to indicate that the routes on each side of the "\$" have a bijective relationship. The "\$" symbol is used when comparing two or more routes. The "=>" symbol means "directly implies".)

**Example 2:**

First have a look at **Figure 2.**

(\*\*\*Note: in  $ACB, (a1Cb1)\$(b1Ca1)$ , because  $BCA$  exists.)



This is one possible Graph Theory example for applying Cross-Domain Relation Notation.  
Copyright 6/20/2004 by Justin M. Coslor

Figure 2.

**Alternative routes to A from C:**

$ARC=a2Ra2 \Rightarrow a2 = ACck1$

$ACBRC=a1Cb1Rb3\_a1Cb1Ca1Cb1Rb3 \Rightarrow ACck2\_ACck3$

$ACBCDCC=a1Cb1Cb2Cd1Cd2\_A\$B\$D\$C=a1b2d2 \Rightarrow$  Routes  $ACck4$  through  $ACck11$

(\*\*\*Many more complex routes beginning at A and terminating at C exist, and can be very explicitly depicted in this manner.)

**Example 3:**

In Figure 2, by entering each line's node relationship into a computer in a format such as:  $[ACB,BCD,DCC,BRC,ARC,ARF,FCE,FCC]$ , (<----This is the **Context.**)

(Next I'll describe the **Patterns** in that **Context...**)

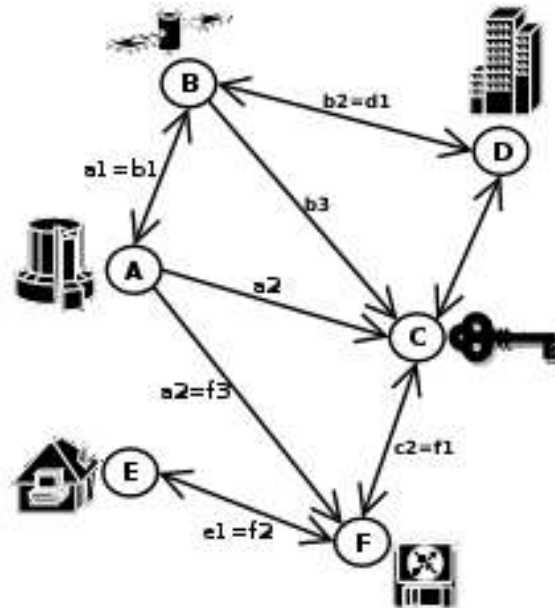
the computer can generate on the fly all of the possible routes from any given node to any other given node, including curtailed potentially infinite loop structures (by representing loop structures via the "\$" operator, as noted earlier), and it can explicitly represent the optimal routes and rank the suboptimal routes using relation and cross-domain relation notation.

Perhaps in some situations, one might even order the routes by largest perimeter of closed polygonal circuit region to smallest polygonal circuit perimeter, followed by largest open leg to smallest open leg, when declaring a context. (\*\*\*\*Where "." is the character that indicates the parsing of each closed-circuit polygonal region or open leg in this notation variation.) This might

look something like:

[ARC\_CCF\_ARF;ARC\_ACB\_BRC;BCD\_DCC\_BRC;FCE]

...if the proportions were correctly represented in my diagram, that is...



This is one possible Graph Theory example for applying Cross-Domain Relation Notation.  
Copyright 6/20/2004 by Justin M. Coslor

Figure 2.

Copyright 2/1/2005 Justin Coslor

Hierarchical Number Theory: Graph Theory Conversions

Looking for patterns in this: Prime odd and even cardinality on the natural number system

(\*See diagram).

First I listed out the prime numbers all in a row, separated by commas. Then above them I drew connecting arcs over top of every other odd prime (of the ordering of primes). Over top of those I drew an arc over every two of those arcs, sequentially. Then over top of every sequential pair of those arcs I drew another arc, and so on. Then I did the same thing below the listing of the numbers, but this time starting with every other even prime.

Then I sequentially listed out whole lot of natural numbers and did the same thing to them down below them, except I put both every other even and every other odd hierarchical ordering of arcs over top of one another, down below the listing of the natural number system.

Then over top of the that listing of the natural number system I transposed the hierarchical arc structures from the prime number system; putting both every other even prime and every other odd prime hierarchically on top of each other, as I previously described.

\*Now I must note that in all of these, in the center of every arc I drew a line going straight up or down to the center number for that arc. (See diagram.)

In another example, I took the data, and spread out the numbers all over the page in an optimal layout, where no no hierarchical lines cross each other, but the numbers act as nodal terminals where the hierarchical arches sprout out of. (See Diagram) This made a very beautiful picture which was very similar to a hypercube that has been unfolded onto a 2D surface. Graph Theory might be able to be applied to hierarchical representations that have been re-aligned in this manner, and in that way axioms from Graph Theory might be able to be translated into



Hierarchical Number Theory.

The center-poles are very significant because when I transposed the prime number structures onto the natural number system there is a central non-prime even natural number in the very center directly between the center-poles of the sequential arc structures of the every other even prime and every other odd prime of the same hierarchical level and group number. The incredibly amazing thing is that when dealing with very large prime numbers, those prime numbers can be further reduced by representing them as an offset equation of the central number plus or minus an offset number. The beauty of it is, that since the central numbers aren't prime, they can be reduced in parallel as the composite of some prime numbers, that when multiplied together total that central number; and those prime composite numbers can be further reduced in parallel by representing each one as their central number (just like I previously described) plus or minus some offset number, and so on and so on until you are dealing with very managably small numbers in a massively parallel computation. The offset numbers can be similarly crunched down to practically nothing as well. This very well may solve a large class of N-P completeness problems!!!

Hurray!

It could be extremely valuable in encryption, decryption, heuristics, pattern recognition, random number testing, testing for primality in the search for new primes, several branches of mathematics and other hard sciences can benefit from it as well. I discovered pretty much independently, just playing around with numbers in a coffee shop one day on 1/31/2005, and elaborated on 2/1/2005, and it was on 2/4/2005 when describing it to a friend who wishes to remain anonymous that I realized this nifty prime-number crunching technique, a few days after talking with the Carnegie Mellon University Logic and Computation Grad Student Seth Casana, actually it was then that I realized that prime numbers could be represented as an offset equation, and then I figured out how to reduce the offset equations to sets of smaller and smaller offset equations.

I was showing Seth the diagrams I had drawn and the patterns in them. He commented that it looked like a Frigate lattice or something. I think After I pointed out the existence of central numbers in the diagrams Seth told me that sometimes people represent prime numbers as an offset, and that all he could think of was that they could be some kind of offset or something. He's a total genius. He's graduating this year with a thesis on complexity theory and the philosophy of science. He made a bunch of Flash animations that teach people epistemology.

Copyright 2/1/2005 Justin Coslor  
Rough draft typed 3/19/2005.

This is an entirely new way to perceive of number systems. It's a way to perceive of them hierarchically. Many mathematical patterns may readily become apparent for number theorists as larger and larger maps in this format are drawn and computed. Hopefully some will be in the prime number system, as perceived through a variety of other numbering systems and forms of cardinality. (See photos.)

---

Copyright 3/25/2004 Justin Coslor  
Hierarchical Number Theory Applied to Graph Theory

When every-other-number numerical hierarchies are converted into dependency charts and then those dependency charts are generalized and pattern matched to graphs and partial graphs of problems, number theory can apply to those problems because the hierarchies are based on the number line of various cardinalities.

I had fun at Go Club yesterday, and while I was at the gym I thought of another math invention. It was great. I figured out how to convert a graph into a numerical hierarchy which is based on the number line, so number theory can apply to the graph, and do so by pattern matching the graph to the various graphs that are generated by converting numerical hierarchical representations of the number line into dependency charts. I don't know if that will make sense without seeing the

diagrams, but it's something like that. The exciting part is that almost any thing, concept, game, or situation can be represented as a graph, and now, a bunch of patterns can be translated into being able to apply to them.

---

Copyright 1/31/2005 Justin Coslor

Odd and Even Prime Cardinality

First twenty primes:  
2, 3, 5, 7, 11,  
13, 17, 19, 23, 29,  
37, 41, 43, 47, 53,  
59, 61, 67, 71, 73.

-----  
\*See the photo of the digram I drew on the original page.

What properties and relations are there between the odd primes?

First ten odd primes:  
2, 5, 11, 17, 23,  
37, 43, 53, 61, 71.  
First five odd odd primes:  
2, 11, 23, 43, 61.  
First five odd even primes:  
5, 17, 37, 53, 71.  
First ten even primes:  
3, 7, 13, 19, 29,  
41, 47, 59, 67, 73.  
First five even even primes:  
7, 19, 41, 59, 73.  
First five even odd primes:  
3, 13, 29, 47, 67.

-----  
 $\text{prime}^{(\text{odd}^4)} = \text{prime}^{(\text{odd})^{(\text{odd})^{(\text{odd})^{(\text{odd})}}}} = 2, 61, \dots$

$\text{prime}^{(\text{odd}^3)} = \text{prime}^{(\text{odd})^{(\text{odd})^{(\text{odd})}}}} = 2, 23, 43, 61, \dots$

$\text{prime}^{(\text{odd}^2)} = \text{prime}^{(\text{odd})^{(\text{odd})}} = 2, 11, 23, 43, 61, \dots$

$\text{prime}^{(\text{odd})} = \text{prime}^{(\text{odd})} = 2, 5, 11, 17, 23, 37, 43, 53, 61, 71, \dots$

$\text{prime}^{(\text{odd})^{(\text{even})}} = 5, 17, 37, 53, 71, \dots$

$\text{prime}^{(\text{even})^{(\text{odd})}} = 3, 13, 29, 47, 67, \dots$   
-----

---

Copyright 6/10/2005 Justin Coslor  
HOPS: Hierarchical Offset Prefixes

For counting hierarchically, prefix each set by the following variables: parity, level, and group (group starting number). Then use that group starting number as the starting position, and count up to the number from zero placed at that starting position for representation of a number prior to HOP computation. I need to develop a calculation method for that representation.

Have a high-level index which lists all of the group starting numbers for one of the highest rows, then the rest of the number's group numbers can be derived for any given level above or

below it. All calculations should access this index.

If I was to look for the pattern "55" in a string of numbers, for example, I might search linearly and copy all two-digit locations that start with a "5" into a file, along with the memory address of each, then throw out all instances that don't contain a "5" as the second digit. That's one common way to search. But for addresses with a log of digits, such as extremely large numbers, this is impractical and it's much easier to do hierarchical level math to check for matches. The simplest way to do it is a hierarchical parity check + level check + group # check before proceeding to check both parities of every subgroup on level 1 of that the offset number. The offset begins at zero at the end of the prefix's group number, and a micro-hierarchy is built out of that offset. For large numbers, this is much faster than using big numbers for everything.

Example: Imagine the number 123,456,789 on the number line. We'll call it "N". N = 9 digits in decimal, and many more digits in binary. In HOP notation, N = parity.level.group.offset.

If I had a comprehensive index of all the group numbers for a bunch of the levels I could generate a prefix for this # N, and then I'd only have to work with a tiny number that is the difference between the closest highest group and the original number, because chances are the numbers I apply it to are also offset by that prefix or a nearby prefix. The great part about hierarchical offset prefixes is that it makes every number very close to every other number because you just have to jump around from level to level (vertically) and by group to group (horizontally).

I'll need to ask a programmer to make me a program that generates an index of group numbers on each level, and the program should also be able to do conversions between decimal numbers and hierarchical offset prefixes (HOPs). That way there are only four simple equations necessary to add, subtract, multiply, divide any two HOP numbers: just perform the proper conversions between the HOPs' parity, levels, groups, and offsets.

Parity conversions are simple, level conversions are just dealing with powers of 2, group conversions are just multiples of 2 + 1, and offset conversions just deal with regular mathematics using small numbers.

---

Copyright 7/7/2005 Justin Coslor  
Prime Breakdown Lookup Tables

Make a lookup table of all of the prime numbers in level 1 level.group.offset notation, and calculate values for N levels up from there for each prime in that same level.group.offset notation using the level 1 database.  $2^n$  = distance between prime  $2^{(n+m)}$  and prime  $2^{(n+(m+1))}$ .

Center numbers are generated by picking another prime on that same level somehow (I'm not positive how yet), and the number in-between them is the center number. Center number factoring can be done repeatedly so that, for example, if you wanted to multiply a million digit number by a million digit number, you could spread that out into several thousand small number calculations, and in that way primes can be factored using center numbers + their offsets.

Also, prime number divisor checking can be done laterally in parallel by representing each divisor in level.group.offset notation and then converting the computation into a set of parallel processed center number prime breakdown calculations, which would be significantly faster than doing traditional divisor checking, especially for very large divisors, assuming you have a parallel processor computer at your disposal, or do distributed computing, and do multiprocessing/multi-threading on each processor as well.

---

Copyright 10/7/2004 Justin Coslor

Prime divisor-checking in parallel processing pattern search.

\*I assume that people have always known this information.

Prime Numbers are not:

1. Even --> Add all even numbers to the reject filter.
2. Divisible by other prime numbers --> Try dividing all numbers on the potentially prime list by all known primes.
3. Multiples of other prime numbers --> Parallel process: Map out in parallel multiples of known primes up to a certain range for the scope of the search field, and add those to the reject filter for that search scope.

When you try to divide numbers on the potentially prime list, all of those divisions can be done in parallel where each prime divisor is granted its own process, and multiple numbers on the potentially prime list for that search scope (actually all of the potentials) could be divisor-checked in parallel, where every number on the potentially prime list is granted its own complete set of parallel processes, where each set contains a separate parallel process for every known prime. So for less than half of the numbers in the search scope will initially qualify to make it onto the potentially prime list for divisor checking. And all of the potentially prime numbers will need to have their divisor check processes augmented as more primes are discovered in the search scope. The Sieve of Eratosthenes says that the search scope is in the range of  $n^2$ , where  $n$  is the largest known prime. Multiple search scopes can be running concurrently as well, and smaller divisor checks will always finish much sooner than the larger ones (sequentially) for all numbers not already filtered out.

---

12/24/2004 Justin Coslor  
 Look for Ways to Merge Prime Number Perception Algorithms

I don't yet understand how the Riemann Zeta Function works, but it might be compatible with some of the mathematics I came up with for prime numbers (sequential prime number word list heuristics, active filtering techniques, and every other number groupings on the primes and on the natural number system). Maybe there are lots of other prime number perception algorithms that can also be used in conjunction with my algorithms. ???

-----

Try applying my algorithm for greatly simplifying the representation of large prime numbers to the Riemann Zeta function. My algorithm reduces the complexity of the patterns between sequential prime numbers to a fixed five variable word for each pair of sequential primes, and there are only 81 possible words in all. So as a result of fixing the pattern representation language to only look for certain qualities that are in every sequential prime relationship, rather than having infinite possibilities and not knowing what to look for, patterns will emerge after not too long into the computer runtime. These patterns can then be used to predict the range of the scope of future undiscovered prime numbers, which simplifies the search for the next prime dramatically, but even more important than that is that my algorithm reduces the cardinality complexity (the representation) of each prime number significantly for all primes past a certain point, so in essence, this language I've invented is a whole new number system, but I'm not sure how to run computations on it. . . though it can be used with a search engine as a cataloging method for dealing with extremely large numbers.

My algorithm is in this format:

The Nth prime (in relation to the prime that came before it) = the prime number nearest to [the midpoint of the Nth prime, whether it be in the upper half or the lower half] : in relation to the remainder of that "near-midpoint-prime" when subtracted from the Nth prime. The biggest part always gets listed to the left of the smaller part (with a ratio sign separating them), and if for the N-1th prime if the prime part got listed on one side and in the next if it's on the opposite side we take note of that. Next we find the difference in the two parts and note if it is positive or negative, even or odd, and lastly we compare it to the N-1th difference to see if it is up, down, the same, or if N-1's difference is greater than 1 and N's difference is 1 then we say it has been "reset". If the difference jumps from 1 to a larger difference in N's difference we say it's "undo reset". Also, the difference is the absolute value of the "near-midpoint-prime" minus the remaining amount between it and the Nth prime. Now each of these qualities can be represented by one letter and placed in one of four sequential places (categories) to make a four character word. Numbers could even be used instead of characters, but that might confuse people (though not

computers).

---

\*\*\*\*\*

"Prime Sequence Matcher"  
(to be made into software)

\*\*\*\*\*

This whole method is Copyright 10/25/2004 Justin Coslor, or even sooner (most likely 10/17/2004, since that's when it occurred to me. I thought of this idea to help the whole world and therefore must copyright it to ensure that nobody hordes or misuses it. The algorithms behind this method that I have invented are free for academic use by all United Nations member nations, for fair good intent only towards everyone.

-----  
Download a list of the first 10,000 prime numbers from the Internet, and consider formatting it in EMACS to look something like this:

```
1 2
2 3
3 5
4 7
5 11
6 13
```

```
.
.
.
```

10,000 \_\_\_\_\_

and name that file primelist.txt

-----  
Write a computer program in C or Java called "PrimeSequenceMatcher" that generates a file called "primerelations.txt" in the following format based on calculations done on each of line of the file "primelist.txt".

primelist.txt->PrimeSequenceMatcher->primerelations.txt

file: primerelations.txt

```
2 3 2:1 diff 1
```

```
left, pos, odd, same
```

```
3 5 3:2 diff 1
```

```
left, pos, even, up
```

```
4 7 5:2 diff 3
```

```
left, pos, even, same
```

```
5 11 7:4 diff 3
```

```
LR, neg, even, down(or reset)
```

```
6 13 6:5 diff 1
```

```
right, pos, even, up(or undo reset)
```

```
7 17 10:7 diff 3
```

```
.
.
.
```

```
N ___ :___ diff ___
```

For the C program see pg. 241 to 251 of Kernigan and Ritchie's book, "The C Programming Language", for functions that might be useful in the program.

See the scans of my journal entries from 10/17/2004, 10/18/2004, and 10/24/2004 for details on the process (\*Note, there may be a few errors, and the paperwork is sort of sloppy for those dates...), and turn it into an efficient explicit algorithm. \*\*2/22/2005 Update: I wrote out the gist of the algorithms for the software in my 10/26/2004 journal entry.

The point of the generating the file primerelements.txt is to run the file through pattern searching algorithms, and build a relational database, because since the language of the primes's representation in my method is severely limited, patterns might emerge. Nobody knows whether or not the patterns will be consistent in predicting the range that the next primes will be in, but I hope that they will, and it's worth doing the experiment since that would be a remarkable tool to have discovered.

The patterns may reveal in some cases which is larger: the nearest-to-midpoint prime or it's corresponding additive part. Where the sum equals the prime. That would tell you a general range of where the next prime isn't at. Also the patterns may in some cases have a predictable "diff" value, which would be immensely valuable in knowing, so that you can compare it to the values of the prime that came before it, which would give a fairly close prediction of where the next prime may lie.

By looking at the pattern of the ordering of sentences, we can possibly tell which side of the ratio sign the nearest-to-midpoint prime of the next prime we are looking for lies on (and thus know whether it is in the upper half or the lower half of the search scope). The search scope for the next prime number is in the range of the largest known prime squared. We might also be able to in some cases determine how far from the absolute value of the difference between the nearest-to-midpoint prime and the prime number we are looking for, that the prime number that we are looking for is.

---

Copyright 10/26/2004 to 10/27/2004 Justin Coslor  
I hereby release this idea under The GNU Public License Agreement (GPL).

\*\*\*\*\*

#### Prime Sequence Matcher Algorithm

\*\*\*\*\*

(This algorithm is to be turned into software. See previous journal entries that are related.)  
Concept conceived of originally on 10/17/2004 by Justin Coslor

Trends in these sequential prime relation sentences might emerge as lists of these sentences are formed and parsed for all, or a large chunk of, the known primes.

-----  
The following definitions are important to know in order to understand the algorithm:

nmp = the prime number nearest to the midpoint of "the Nth prime we are representing divided by 2"

aptnmp = adjacent part of the nmp = prime number we are representing minus nmp

prime/2 = (nmp+aptnmp)/2 = the midpoint of the prime

nmp = (2 \* midpoint) - aptnmp

aptnmp = (2 \* midpoint) - nmp

prime = 2 \* midpoint

We take notice of whether nmp is greater than, equal to, or less than aptnmp.

diff = |nmp - aptnmp|

N prime = nmp:aptnmp or aptnmp:nmp, diff = |nmp - aptnmp|

|   |   |   |   |
|---|---|---|---|
| a | b | c | d |
|---|---|---|---|

|       |      |      |           |  |
|-------|------|------|-----------|--|
| left  | pos  | even | up        |  |
| right | neg  | odd  | down      |  |
| LR    | null |      | same      |  |
| RL    |      |      | reset     |  |
|       |      |      | undoreset |  |

Each possible word can be abbreviated as a symbolic character or symbolic digit, so the sentence is shortened to the size of a four character word or four digit number.

\*Note: "a" only = "same" when prime = 2 (.....that is, when N = 1)

\*\*Note: If "c" ever = "same", then N is not prime, so halt.

"abcd" has less than or equal to 100 possible sequential prime relation sentences (SPRS)'s, since the representation is limited by the algorithms listed below. Generate a list of SPRS's for all known primes and do pattern matching/search algorithms to look for trends that will limit the search scope. The algorithms might even include SPRS orderings recursively.

Here are the rules that govern abcd:

If  $nmp > aptnmp$ , then a = left.

If  $nmp < aptnmp$ , then a = right.

If  $nmp = aptnmp$ , then a = same.

If N - 1's "a" = left, and N's "a" = right, then set N's "a" = LR.

If N - 1's "a" = right, and N's "a" = left, then set N's a = RL.

If N's  $nmp - (N - 1)'s\ nmp > 0$ , then b = pos.

If N's  $nmp - (N - 1)'s\ nmp < 0$ , then b = neg.

If C = same, then b = null. Meaning, if N's  $nmp - (N-1)'s\ nmp = 0$ , then b= null.

If N's  $nmp - (N-1)'s\ nmp$  is an even integer, then c = even.

If N's  $nmp - (N - 1)'s\ nmp$  is an odd integer, then c = odd.

If N's  $diff > (N - 1)'s\ diff$ , then d = up.

If N's  $diff < (N - 1)'s\ diff$ , then d = down.

If N's  $diff = (N-1)'s\ diff$ , then d = same.

If  $(N - 1)'s\ diff > 1$  and N's  $diff = 1$ , then d = reset.

If  $(N - 1)'s\ diff = 1$  and N's  $diff > 1$ , then d = undoreset.

[.....But maybe when  $(N - 1)'s\ diff$  and N's  $diff =$  either 1 or 3, then d would also = up, or d = down.]

If a = left or RL, then N prime =  $nmp:aptnmp$ ,  $diff = |nmp - aptnmp|$

If a = right or LR, then N prime =  $aptnmp:nmp$ ,  $diff = |nmp - aptnmp|$

If a = same, then N prime =  $nmp:nmp$ ,  $diff = |nmp - aptnmp|$ , but only when N prime = N.

Copyright 10/24/2004 Justin Coslor

Prime number patterns based on a ratio balance of the largest near-midpoint prime number and the non-prime combinations of factors in the remainder:

An overlay of symmetries describe prime number patterns based on a ratio balance of the largest near midpoint prime number and the non-prime combinations of factors in the remainder. This is to cut down the search space for the next prime number, by guessing at what range to search the prime in first, using this data.

For instance, we might describe the prime number 67 geometrically by layering the prime number 31 under the remainder 36, which has the modulo binary symmetry equivalency of the pattern  $2^2 \cdot 3^3$ . We always put the largest number on top in our description, regardless of whether it is prime or non-prime, because this ordering will be of importance in our sentence description of that prime.

We describe the sentence in relation to how we described the prime number that came before it.

For instance, we described 61 as  $61=31:2^3 \cdot 5$  ratio (the larger composite always goes on the left of the ratio symbol, because it will be important to note which side the prime number ends up on), difference of 1 (difference shows how far from the center the near-mid prime lies.  $31-30=1$ ), right->left (this changing of sides is important to note because it describes which side of the midpoint of the prime that the nearest-to-midpoint prime lies on or has moved to, in terms of the ratio symbol) odd same (this describes whether the nearest-to-midpoint primes of two prime numbers have a difference that is even, odd, or if they have the same nearest-to-midpoint primes.)

$67=2^2 \cdot 3^3 : 31$  ratio, difference of 5, left->right same undo last reset.

By looking at the pattern in the sentence descriptions (180 possible sentences), we can tell which side of the ratio sign that the next prime's nearest-to-midpoint prime lies on, which tells you which half of the search scope the next prime lies in, which might cut the computational task in finding the next finding that next prime number in half or more. A computer program to generate these sentences can be written for doing the pattern matching.

In the prime number 67 example, the part that says "same", refers to whether the nearest-to-midpoint primes of two prime numbers have a difference that is even, odd, or if they have the same nearest-to-midpoint primes. I threw in the "reset to 1" thing just because it probably occurs a lot, then there's also the infamous "undo-from-last-reset" which it brings the difference from 1 back to where it was previously at.

---

Copyright 10/5/2004 Justin Coslor

Prime Numbers in Geometry continued . . . Modulo Binary

I think that if prime numbers can be expressed geometrically as ratios there might be a geometric shortcut to determining if a number is prime or maybe non-prime.

Prime numbers can be represented symmetrically, but not with colored partitions.

(\*See diagrams.)

Here's a new kind of binary code that I invented, based on the method of partitioning a circle and alternately coloring and grouping the equiangular symmetrical partitions of non-prime partition sections. (\*Note, since prime numbers don't have symmetrical equiangular partitions, use the center-number + offset converted into modulo binary (see my 2/4/2005 idea and the 2/1/2005 diagram I drew for prime odd and even cardinality and data compression on the prime numbers)).

Modulo binary:

\*Based on geometric symmetry ratios. \*\*I may not have been very consistent with my numbering



scheme here, but you should be in final draft version.

1=1  
2=11  
3=111  
4=1010  
5=11111  
6=110110 or 101010  
7=1111111  
8=10101010 or 11101110  
9=110110110  
10=1010101010  
11=11111111111  
12=110110110110  
13=1111111111111  
14=10101010101010  
15=10110,10110,10110  
16=1010,1010,1010,1010

Find a better way of doing this that might incorporate my prime center number + offset representation of the primes and non-primes. This is an entirely new way of counting, so try to make it scalable, and calculatable.

Secondary Levels of Modulo Binary:

(\*This is just experimental. . . I based these secondary levels on the first level numbers that are multiples of these.)

0=00  
1=1  
2=10  
3=110  
4=2+2=1010  
5=10110  
6=3+3=110110 or 111000 or 101101  
7=  
8=4+4=10101010  
9=3+3+3=110110110  
10=1010101010  
11=  
12=3+3+3+3=110110110110  
13=  
14=101010101010101010  
15=5+5+5=101101011010110  
16=4+4+4+4=1010101010101010

Draw a 49 section and 56 section circle, and look for symmetries to figure out how best to represent the number 7 in the secondary layer of modulo binary. There needs to be a stop bit too. Maybe 00 or something, and always start numbers with a 1. The numbers on through ten should be sufficient for converting partially from base 10. Where calculations would still be done in base 10, but using modulo binary representations of each digit. For encryption obfuscation and stuff.

It seems that for even numbers, the half-circle symmetries rotate between 0,0 across the circle for numbers that are odd when divided by two, and the numbers that are odd when divided by two have alternate-half 0,0 symmetry. But numbers that are prime when divided by two have middle-across 0,1 symmetry.

---

Copyright 9/30/2004 Justin Coslor

Prime Numbers in Geometry

\*Turn this idea into a Design Science paper entitled "Patterns in prime composite partition coloring structures". In the paper, relate these discoveries to the periodic table.

(All prime numbers can be represented as unique symmetries in Geometry.)

1/1 = 0 division lines

1/2 = 1 division lines

1/3 = 3 division lines

1/4 = 2 division lines

1/5 = 5 division lines

1/6 = 5 division lines = one 1/2 division line and two 1/3 division lines on each half circle.

1/7 = 7 division lines

1/8 = 4 division lines

1/9 = \_\_\_\_\_ division lines

.  
. .  
.

Or maybe count by partition sections rather than division lines. . .

How do I write an algorithm or computer program that counts how many division lines there are in a symmetrically equiangular partitioning of a circle, where if two division lines that meet in the middle (as all division lines do) form a straight line they would only count as one line and not two? Generate a sequential list of values to find their number of division lines, and see if there is any pattern in the non-prime division line numbers (i.e. 1/4, 1/6, 1/8, 1/9, 1/10, 1/12, ...) that might be able to be related to the process of determining or discovering which divisions are prime, or the sequence of the prime numbers (1/2, 1/3, 1/5, 1/7, 1/11, 1/13, 1/17, ...).

10/5/2004 Justin Coslor

As it turns out, there is a pattern in the non-prime division lines that partition a circle. The equiangular symmetry partition patterns look like stacks of prime composites layered on top of one another like the Tower of Hanoi computer game, where each layer's non-prime symmetry pattern can be colored using its own colors in an on-off configuration around the circle (See diagrams.). Prime layers can't be colored in an on-off pattern symmetrically if the partitions remain equiangular, because there would be two adjacent partitions somewhere in the circle of the same color, and that's not symmetrical.

---

Copyright 7/25/2005 Justin Coslor

Geometry of the Numberline: Pictograms and Polygons.

(See diagrams)

Obtain a list of sequential prime numbers. Then draw a pictogram chart for each number on graph paper, with the base 10 digits 1 through 10 on the Y-axis, and on the X-axis of each pictogram the first column is the 1's column, the second column is the 10's column, the third column is the 100's column, etc. Then plot the points for each digit of the prime number you're representing, and connect the lines sequentially. That pictogram is then the exact unique base-10 geometrical representation of that particular prime number (and it can be done for non-prime numbers too). Another way to make the pictogram for a number is to plot the points as described, but then connect the points to form a maximum surface area polygon, because when you do that, that unique polygon exactly describes that particular number when it's listed in its original orientation. Inside the base-10 graph paper border that uses the minimum amount of X-axis boxes necessary to convey the picture, and pictograms are always bordered on the canvas 10 boxes high in base 10. Other bases can be used too for different sets of pictograms. What does the pictogram for a given number look like in other bases? We can connect the dots to make a polygon too, that is exactly the specific representation in its proper orientation of that particular unique number represented in that base. Also I wonder what the pictograms and polygon pictograms look like when represented in polar coordinates?

These pictogram patterns might show up a lot in nature and artwork, and it'd be interesting to do a mathematical study of photos and artwork, where each polygon that matches gets bordered by the border of its particular matching pictogram polygon in whatever base it happens to be in, and pictures might be representable as layers of these numerical pictograms, spread out all over the canvas overlapping and all, and maybe partially hidden for some. You could in that way make a coordinate system in which to calculate the positions and layerings of the numerical pictograms that show up within the border of the photo or frame of the artwork, and it could even be a form of steganometry when intentionally layered into photos and artwork, for cryptography and art.

Summing multiple vertexes of numerical polygon pictograms could also be used as a technique that would be useful for surjectively distorting sums of large numbers. That too might have applications in cryptography and computer vector artwork.

See the diagram of the base 10 polar coordinate pictogram representation of the number 13,063. With polar notation, as with Cartesian Coordinate System notation of the pictograms, it's important to note where the reference point is, and what base it's in, and whether it's on a polar coordinate system or Cartesian Coordinate System. In polar coordinates, you need to know where the center point is in relation to the polygon. . .no I'm wrong, it can be calculated as long as no vertexes lie in a line. In all polygon representations, the edge needs to touch all vertexes.

---

Copyright 7/27/2005 Justin Coslor

Combining level.group.offset hierarchical representation with base N pictogram representation of numbers

(See diagrams)

level.group offset notation is  $(baseN^{level}) * group + offset$   
Pictogram notation is as described previously.

If you take the pictogram shape out of context and orient it differently it could mean a lot of different things, but if you know the orientation (you can calculate the spacing of the vertexes in different orientations to find the correct orientation, but you know must also know what base the number is in to begin with) then you can decipher what number the polygon represents. You must know what the base is because it could be of an enormous base. . .you must also know an anchor point for lining it up with the XY border of the number line context in that base because it could be a number shape floating inside a enormous base for all anyone knows, with that anchor point. Also, multiple numbers on the same straight line can be confusing unless they are clearly marked as vertexes. If multiple polygons are intersecting, then they could represent a matrix equation of all of those numbers. Or if there are three or four polygons connected to each other by a line or a single vertex, then the three pictograms might represent the three or four parts of a large or small level.group.offset number in a particular base. Pictograms connected in level.group offset notation would still need to be independently rotated into their correct orientation, and you'd need to know their anchor points and base, but you could very simply represent an unfathomably enormous number that way in just a tiny little drawing. Also, numbers might represent words in a dictionary or letters of an alphabet. This is literally the most concise way to represent unfathomably enormous numbers that possibly anyone has ever imagined. Ever. You could write a computer program that would draw and randomize these drawings as a translation from a dictionary/language set and word processor document. They could be decoded in the reverse process by people who know the anchor point keys and base keys for each polygon. You can make the drawings as a subtle off-white color blended into the white part of the background of a picture, and transmit enormous documents as a single tiny little picture that just needs some calculating and keys to decode. Different polygon pictograms, which each could represent a string of numbers, which can be partitioned into sections that each represents a word or character, could each be drawn in a different color. So polygons that are in different colors and different layers in a haphazard stack, could be organized, where the color of multiple polygons, means they are part of the same document string, and the layering of the polygons indicates the order that the documents are to be read in.

---

Copyright 7/28/2005 Justin Coslor  
Optimal Data Compression: Geometric Numberline Pictograms

If each polygon is represented using a different color, you don't even need to draw the lines that connect the vertexes, so that you can cram as many polygons as possible onto the canvas. In each polygon, the number of vertexes is the number of digits in whatever base it's being represented in. Large bases will mean larger image dimensions, but will allow for really small representations of large numbers. Ideally one should only use a particular color on one polygon once. For optimal representation, one should represent each number in a base that is as close to the number of digits in that base as possible. If you always do that, then you won't have to know what base the polygon is represented in to begin with (because it can be calculated). However, you will still need to know the starting vertex or another anchor point to figure out which orientation the polygon is to be perceived of in. On polar coordinate polygon pictograms, you will just need to know the center point and a reference point such as where the zero mark is, as well as what base the polygon is represented in (in most cases). Hierarchical level.group.offset data compression techniques or other data compression techniques can also be used.

---

Copyright 7/24/2005 Justin Coslor  
Prime Inversion Charts

(See diagram)

Make a conversion list of the sequential prime numbers, where each number (prime 1 through the N'th prime) is inverted so that the least significant digit is now the most significant digit, and the most significant digit is now the least significant digit (ones column stays in the ones column, but the 10's column gets put in the 10ths column on the other side of the decimal point, same with hundreds, etc.). So you have a graph that goes from 0 through 10 on the Y-axis, and 0 through N along the X axis, and you just plot the points for prime 1 through the N'th prime and connect the dots sequentially. Also, you can convert this into a binary string by making it so that if any prime is higher up on the Y-axis than the prime before it, it becomes a 1, and if it is less than the prime before it, it becomes a 0. Then you can look for patterns in that. I noticed many recurring binary string patterns in that sequence, as well as many pallendrome string patterns in that representation (and I only looked at the first couple of numbers, so there might be something to it).

---

10/8/2004 Justin Coslor  
Classical Algebra (textbook notes)

Pg. 157 of Classical Algebra fourth edition says:  
The Prime Number Theorem: In the interval of 1 through X, there are about  $X/\text{LOG}eX$  primes in this interval.  $P=X/\text{LOG}eX$  scope: (1,X)  
or something.

The book claims that they cannot factor 200 digit primes yet. In 1999 Nayan Hajratwala found a record new prime  $2^{6972593} - 1$  with his PC. It's a Mersenne Prime over 2 million digits long.

This book deals a lot with encryption.  
I believe that nothing is 100% secure except for the potential for a delay.

On pg. 39 it says "There is no known efficient procedure for finding prime numbers."  
On pg. 157 it directly contradicts that statement by saying: "There are efficient methods for finding very large prime numbers."

The process I described in my 10/7/2004 journal entry is like the sieve of Eratosthenes, except my method goes a step farther in making a continuously augmented filter list of divisor multiplicants not to bother checking, while simultaneously running the Sieve of Eratosthenes in a massive synchronously parallel computational process.

Prime numbers are useful for use in pattern search algorithms that operate in abductive and deductive reasoning engines (systems), which can be used to explore and grow and help solve problems and provide new opportunities and to invent things and do science simulations far beyond human capability.

(Pg. 40) Theorem: An integer  $x > 1$  is either prime or contains a prime factor  $\leq \sqrt{x}$ .

Proof:  $x = ab$  where  $a$  and  $b$  are positive integers between 1 and  $x$ . Since  $P$  is the smallest prime factor,  $a \geq p$ ,  $b \geq p$  and  $x = ab \geq p^2$ . Hence  $p \leq \sqrt{x}$ .

Example: If  $x = 10$   $a = 2$  and  $b = 5$ .  $p = 2$   $p^2 = 4$  so  $10 = 2 \cdot 5 \geq 4$ . So factors of  $x$  are within the scope of  $(2, \sqrt{x})$  or else it's prime.  $a^2 \geq b^2$ .  $x^2 \geq p^4$ .  $x^2/p^4 = \text{big}$ .

Try converting Fermat's Little Theorem and other corollaries into geometry symmetries and modulo binary format. The propositions in Modern Algebra about modulo might only hold for two-dimensional arithmetic, but if you add a 3rd dimension the rotations are countable as periods on a spiral, which when viewed from a perpendicular side-view looks like a 2-dimensional waveform.

---

9/26/2004 Justin Coslor  
Privacy

True privacy may not be possible, but the best that we can hope for is a long enough delay in recognition of observations to have enough time and patience to put things into the perspective of a more understanding context.

---

Copyright 9/17/2004 Justin Coslor  
A Simple, Concise, Encryption Syntax.

This can be one layer of an encryption, that can be the foundation of a concise syntax.

\*Important:

The example does not do this, but in practice, if you plan on using this kind of encryption more than once, then be sure to generate a random unique binary string for each letter of the alphabet, and make each  $X$  digits long. Then generate a random binary string that is  $N$  times as long as the length of your message to be sent, and append unique sequential pieces (of equal length) of this random binary string to the right of each character's binary representation. The remote parts should have lots of securely acquired random unique alphabet/random binary string pairs, such as on a DVD that was delivered by hand. In long messages, never use the same alphabet's character(s) more than once but rotate to the next binary character representation on the DVD sequentially.

Here's the example alphabet (note that you can of course choose your own alphabetic representation as long as it is logically consistent):

a 010101  
b 011001  
c 011101  
d 100001  
e 100101  
f 101001  
g 110001  
h 110101  
i 111001  
-----  
j 010110  
k 011010  
l 011110

m 100010  
n 100110  
o 101010  
p 110010  
q 110110  
r 111010

-----  
s 010111  
t 011011  
u 011111  
v 100011  
w 100111  
x 101011  
y 110011  
z 110111  
space 111011

-----  
EXAMPLE:

"peace brother"

can be encoded like this using that particular alphabet:

011011101001011000101101011100100110010110010101110111011010010110111011010110  
0101111010101010100001101110110101111001010111101001

-----  
2/18/2005 Update by Justin Coslor

Well, I forgot how to break my own code. Imagine that!

I think it had something to do with making up a random string that was of a length that is divisible by the number of letters in the alphabet, yet is of equal bit-length to the bit-translated message, so that you know how long the message is, and you know how many bits it takes to represent each character in the alphabet. Then systematically mix in the random bits with the bits in the encoded message. In my alphabet I used 27 characters that were each six bits in length; and in my example, my message was 13 characters long, 11 of which were unique. I seriously have no idea what I was thinking when I wrote this example, but at least my alphabet I do understand, and it's pretty concise, and sufficiently obscured for some purposes.

---

Copyright 6/30/2005 Justin Coslor  
Automatic Systems

(See Diagram)

There is 2D, and there are 3D snapshots represented in 2D, and there is the model-theory approach of making graphs and flowcharts, but why not add dimensional metrics to graph diagrams to represent systems more accurately?

-----  
Atomic Elements ->

Mixing pot ->

Distillation/Recombination: A->B->C->D->E ->

State Machine Output Display (Active Graphing = real-time) ->

Output Parsing and calculation of refinements (Empirical) ->

Set of contextually adaptive relations: R1->A, R2->B, R3->C, R4->D, R5->E.  
-----

---

Copyright 5/11/2005 Justin Coslor  
How to combine sequences:

Draw a set of Cartesian coordinate system axis, and on the x axis mark off the points for one sequence, and on the y axis mark off the points for the sequence you want to combine with it (and if you have three sequences you want to combine, mark off the third sequence on the z-axis. ...for more than 3 sequences, use linear algebra). Next draw a box between the origin and the first point on each sequence; then calculate the length of the diagonal. Then do the same for the next point in each sequence and calculate the length of the diagonal. Eventually you will have a unique sequence that is representative of all of the different sequences that you combined into one in this manner. For instance, you could generate a sequence that is the combination of the prime numbers and the Fibonacci Sequence. In fact, the prime numbers might be a combination of two or more other sequences in this manner, for all I know.

---

1/4/2005 Justin Coslor

Notes from the book "Connections: The Geometric Bridge Between Art and Science" + some ideas.

In a meeting with Nehru in India in 1958 he said "The problem of a comprehensive design science is to isolate specific instances of the pattern of a general, cosmic energy system and turn these to human use." The topic of design science was started by architect, designer, and inventor Buckminster Fuller. The chemical physicist Arthur Loeb, who considers design science to be the grammar of space.

Buy that book, as well as the book "The Undecidable" by Martin Davis.

Chemist Istvan Hergittai edited two large books on symmetry. He also edits the journals "symmetry" and "space structures" where I could submit my paper on the geometry of prime numbers and patterns in composite partition coloring structures. \*Also, send it to Physical Science Review to solicit scientific applications of my discovery. Send it to some math journals too. Again, the paper I want to write is called "Patterns in prime composite partition coloring structures", and it will be based on that journal entry I had about symmetrically dividing up a circle into partitions, then labeling the alternating patterns in the symmetries using individual colors for each primary pattern in the stack, similar to that game "The Tower of Hanoi".

Study the writings of Thales (Teacher of Pythagoras), who is known as the father of Greek mathematics, astronomy, and philosophy, and who visited Egypt to learn its secrets [Turnbull, 1961 "The Great Mathematicians"], [Gorman, 1979 Pythagoras - A Life]

-----  
Connections page 11.

Figure 1.7 The Ptolemaic scale based on the primes 2, 3, and 5.

C=1,  
D=8/9,  
E=4/5,  
F=3/4,  
G=2/3,  
A=3/5,  
B=8/15,  
C=1/2.

-----  
Figure 1.6 The Pythagorean scale derived from the primes 2 and 3:

C=1,           space=8/9,  
D=8/9,       space=8/9,  
E=64/81,     space=243/256,  
F=3/4,       space=8/9,  
G=2/3,       space=8/9,

A=16/27, space=8/9,  
B=128/243, space=243/256,  
C'=1/2, space=8/9,  
D'=4/9, space=8/9,  
E'=32/81, space=243/256,  
F'=3/8, space=8/9,  
G'=1/3, space=8/9,  
A'=8/27, space=8/9,  
B'=64/243, space=243/256,  
C''=1/4.

-----  
\*1/4/2005 Project:

Someday try writing an electronic music song that makes vivid use of parallel mathematical algorithms based on the prime numbers, actually come to think of it, this concept was presented in an episode of Star Trek Voyager.

-----

---

8/26/2004 Justin Coslor

Notes (pg. 1)

These are my notes on three papers contributed to the MIT Encyclopedias of Cognitive Science by Wilfried Sieg in July 1997: Report CMU-PHIL-79, Philosophy, Methodology, Logic. Pittsburgh, Pennsylvania 15213-3890.

- Formal Systems
  - Church Turing Thesis
  - Godel's Theorems
- 

Notes on Wilfried Sieg's "Properties of Formal Systems" paper:

Euclid's Elements -> axiomatic-deductive method.

Formal Systems = "Mechanical" regimentation of the inference steps along with only syntactic statements described in a precise symbolic language and a logical calculus, both of which must be recursive (by the Church-Turing Thesis). Meaning Formal Systems use just the syntax of symbolic word statements (not their meaning), recursive logical calculus, and recursive symbolic definitions of each word.

Frege in 1879: "a symbolic language (with relations and quantifiers)" + an adequate logical calculus -> the means for the completely formal representation of mathematical proofs. Fregean frame -> mathematical logic -> Whitehead & Russell's "Principia Mathematica" -> metamathematical perspective <- Hilbert's "Grundlagen der Geometrie" 1899

\*metamathematical perspective -> Hilbert & Bernays "Die Prinzipien der Mathematik" lectures 1917-1918 -> first order logic = central language + made a suitable logical calculus. Questions raised: Completeness, consistency, decidability. Still active. Lots of progress has been made in these areas since then.

\*\*Hilbert & Bernays "Die Prinzipien der Mathematik" lectures 1917-1918 -> mathematical logic.

Kinds of completeness: Quasi-empirical completeness of Zermelo Fraenkel set theory, syntactic completeness of formal theories, and semantic completeness = all statements true in all models.

- Sentential logic proved complete by Hilbert and Bernays (1918) and Post (1921).

- First order logic proved complete by Godel (1930). "If every finite subset of a system has a model, so does the systems." But first order logic has some non-standard models.

Hilbert's Entscheidungsproblem proved undecidable by Church & Turing. It was the decision problem for first order logic. So the "decision problem" proved undecidable, but it led to recursion theoretic complexity of sets, which led to classification of 1. arithmetical, 2. hyper-arithmetical, and 3. analytical hierarchies. It later led to computational complexity classes. So they couldn't prove what could be decided in first order logic, but they could classify the complexity of modes of computation using first order logic.

---In first order logic, one can classify the empirical and computational complexity of syntactic



configurations whose formulas and proofs are effectively decidable by a Turing Machine. I'm not positive about this next part. ...but, such syntactic configurations (aka software that eventually halts) are considered to be formed systems. In other words, one cannot classify the empirical and computational complexity of software that never halts (or hasn't halted), using first order logic.

The Entscheidungsproblem (First order logic Decision Problem) resulted in model theory, proof theory, and computability theory. It required "effective methods" of decision making to be precisely defined. Or rather, it required effective methods of characterizing what could or couldn't be decided in first-order logic.

The proof of the completeness theorem resulted in the relativity of "being countable" which in turn resulted in the Skolem paradox.

\*\*\*I believe that paradoxes only occur when the context of a logic is incomplete or when it's foundations scope is not broad enough.

Semantic arguments in geometry yielded "Relative Consistency Proofs". Hilbert used "finitist means" to establish the consistency of formal systems. Ackerman, von Neumann, and Herbrand used a very restricted induction principle to establish the consistency of number theory. Modern proof theory used "constructivist" means to prove significant parts of analysis. Insights have been gained into the "normal form" of proofs in sequent and natural deduction calculi. So they all wanted to map the spectrum of unbreakable reason. Godel firmly believed that the term "formal system" or 'formalism' should never be used for anything but software that halts.

---

9/1/2004 Justin Coslor

Notes on Wilfried Sieg's "Church-Turing Thesis" paper:

Church re-defined the term "effective calculable function" (of positive integers) with the mathematically precise term "recursive function". Kleen used the term "recursive" in "Introduction to Metamathematics, in 1952. Turing independently suggested identifying "effectively calculable functions" as functions whose values can be computed (mechanically) using a Turing Machine. Turing & Church's theses were, in effect, equivalent, and so jointly they are referred to as the Church-Turing Thesis. Metamathematics takes formally presented theories as objects of mathematical study (Hilbert 1904), and it's been pursued since the 1920's, which led to precisely characterizing the class of effective procedures, which led to the Entscheidungsproblem, which was solved negatively relative to recursion (\*\*\*\*but what about for non-recursive systems?). Metamathematics also led to Godel's Incompleteness Theorems (1931), which apply to all formal systems, like type theory of Principia Mathematica or Zermelo-Fraenkel Set Theory, etc.

Effective Computability:

So it seems like they all wanted infallible systems (formal systems), and they were convinced that the way to get there required a precise definition of effective calculability. Church and Kleen thought it was equivalent to lambda-definability, and later prove that lambda-definability is equivalent to recursiveness (1935-1936).

Turing thought effective calculability could be defined as anything that can be calculated on a Turing Machine (1936). Godel defined the concept of a (general) recursive function using an equational calculus, but was not convinced that all effectively calculable functions would fall under it. Post (\*my favorite definition...\*) in 1936 made a model that is strikingly similar to Turing's, but didn't provide any analysis in support of the generality of his model. But Post did suggest verifying formal theories by investigating ever wider formulations and reducing them to his basic formulation. He considered this method of identifying/defining effectively calculable functions as a working hypothesis.

Post's method is strikingly similar to my friend Andrew J. Dougherty's thesis of artificial intelligence, which is that at a certain point, the compactness of a set of functions is maximized through optimization and at that point, the complexity of their informational content plateaus, unless you keep adding new functions. So his solution to Artificial Intelligence is to assimilate all of the known useful functions in the world, and optimize them to the plateau point of complexity (put the information in lowest terms), and to then use that condensed information set/tool in exploring for new functions to add, so that the rich depth of the problem solving and information seeking technology can continually improve past any plateau points.

(in 1939) Hilbert and Bernays showed that deductively formalized functions require that their proof predicates to be primitive recursive. Such "reasonable" functions are recursive and can be evaluated in a very restricted number of theoretic formalism. Godel emphasized that provability and definability depend on the formalism considered. Godel also emphasized that recursiveness or computability have an absoluteness property not shared by provability or definability, and other metamathematical notions.

My theory is a bottom-up approach for pattern discovery and adaptive reconceptualization between the domains of different contexts, and can provide the theoretical framework for abductive reasoning, necessary for the application of my friend Andrew J. Dougherty's thesis. Perhaps my theories could be abductively formalized? My theories do not require empiricism (deduction), to produce new elements that are primitive-recursive to produce new elements that are primitive-recursive (circular-reasoning-based/symbolic/repetition-based) predicates to be used in building and calculating statements and structures, that can add new information.

To me, "meaning" implies having an "appreciation" for the information and functions and relations, at least in part; and that this "appreciation" is obtained through recognition of the information (and functions' and relations') utility or relative utility via use or simulation experience within partially-defined contexts. I say "partially-defined" contexts because by Godel's Incompleteness Theorems, an all-encompassing ultimate context cannot be completely defined since the definition itself (and it's definer would have to be part of that context, which isn't possible because it would have to be infinitely recursive and thus never fully representable.

Turing invented a mechanical method for operating symbolically. His invention's concepts provided the mechanical means for running simulations. Andrew J. Dougherty and I have created the concepts for mechanically creating new simulations to run until all possible simulations that can be created in good intention, that are helpful and fair for all, exceeds the number of such programs that can be possibly used in all of existence, in all time frames forever, God willing.

Turing was a uniter not a divider and he demanded immediate recognizability of symbolic configurations, so that basic computation steps need not be further subdivided. \*But there are limitations in taking input at face value. Sieg in 1994, inspired by Turing's 1936 paper formulated the following boundedness conditions and locality limitations of computers:

(B.1) there is a fixed bound for the number of symbolic configurations a computer can immediately recognize;

(B.2) there is a fixed bound for the number of a computer's internal states that need to be taken into account; -- therefore he can carry out only finitely many different operations. These operations are restricted by the following locality conditions:

(L.1) only elements of observed configurations can be changed.

(L.2) the computer can shift his attention from one symbolic configuration to another only if the second is within a bounded distance from the first. \*Humans are capable of more than just mechanical processes.

-----  
Notes on Wilfried Sieg's "Godel's Theorems" paper:

Kurt Godel established a number of absolutely essential facts:

- completeness of first order logic
- relative consistency of the axiom of choice
- generalized continuum hypothesis
- (And relevant to the foundations of mathematics:) \*His two Incompleteness Theorems (a.k.a. Godel's Theorems).

In the early 20th century dramatic development of logic in the context of deep problems in the foundations in mathematics provided for the first time the means to reflect mathematical practice in formal theories.

1. - One question asked was: "Is there a formal theory such that mathematical truth is co-extensive with provability in that theory?" (Possibly... See Russell's type theory P of Principia Mathematica and axiomatic set theory as formulated by Zermelo...)
- From Hilbert's research around 1920 another question emerged:

2. "Is the consistency of mathematics in its formalized presentation provable by restricted mathematical, so-called finitist means?"

\*To summarize informally: 1. Is truth co-extensive with provability? 2. Is consistency provable by finitist means?

Gödel proved the second question to be negative for the case of formalizably finitist means.

Gödel's Incompleteness theorems:

- If  $P$  is consistent (thus recursive), then there is a sentence  $\sigma$  in the language of  $P$ , such that neither  $\sigma$  nor its negation  $\neg\sigma$  is provable in  $P$ .  $\sigma$  is thus independent of  $P$ . (Is  $\sigma$  the dohnut hole of reason that fits into the center of the circular reasoning (into the center of, but independent from the recursion)?)

- If  $P$  is consistent, then  $\text{cons}_P$ , the statement in the language of  $P$  that expresses the consistency of  $P$ , is not provable in  $P$ .

Actually Gödel's second theorem claims the unprovability of that second (meta) mathematical meaningful statement noted on pg. 7. Gödel's first incompleteness theorem's purpose is to actually demonstrate that some syntactically true statements can be semantically false. He possibly did this to show that formal theories are not adequate by themselves to fully describe true knowledge, at least with knowledge that is represented by numbers, that is. It illustrates how it is possible to lie with numbers. In other words, syntax and semantics are mutually exclusive, and Gödel's second Incompleteness Theorem demonstrates that. In other words the symbolically representative nature of language makes it possible to lie and misinterpret.

Gödel liked to explain how every consistently formal system that contains a certain amount of number theory can be rigorously proven to contain undecidably arithmetical propositions, including proving that the consistency of systems within such a system is non-demonstratable; and that this can all be proven using a Turing Machine.

Gödel thought "the human mind (even within the realm of pure mathematics) infinitely surpasses the power of any finite machine." \*\*But what about massively parallel Quantum supercomputers? Keep in mind the boundary and limitation conditions that Sieg noted in his Church-Turing Thesis paper of dimensional minds in relatable timelines... (Computers).

---

8/26/2004 Justin Coslor

Concepts that I'll need to study to better understand logic and computation:

Readings:

Euclid's Elements

Principia Mathematica

Completeness: quasi-empirical completeness, syntactic completeness, semantic completeness

consistency

decidability

recursion theoretic complexity of sets

classification

hierarchies

computational complexity classes

modes of computation

model theory

proof theory

computability theory

relative consistency proofs

consistency of formal systems

consistency of number theory

modern proof theory

constructivist proofs

semantic arguments in geometry

analysis

sequent and natural deduction calculi

recursive functions  
Metamathematics  
Type Theory  
Zermelo-Fraenkel Set Theory  
effective computability  
Lambda-definability  
investigating ever-wider formulations  
primitive recursive proof predicates  
provability and definability  
meaning: [11/11/2004 Justin Coslor -- Meaning depends on goal-subjective relative utility. In other words, Experience leading up to perspective filters and perspective relational association buffers.]  
utility and relative utility  
simulation  
deductively formalized functions  
boundedness conditions  
locality limitations  
formalizably finitist means  
choice, continuum, foundations  
syntax & semantics  
incompleteness  
undecidable arithmetical propositions  
hierarchies: arithmetical, hyper-arithmetical (is hyper-arithmetical where all of the nodes' relations are able to be retranslated to the perspective of any particular node?), and analytical hierarchies  
hierarchical complexity  
computational complexity  
Graph Theory  
Knowledge Representation  
Epistemology  
Pattern Search, Recognition, Storage, and retrieval  
Appreciation

---

-----  
**Book IV:**  
**Invention Ideas**  
-----

---

10/28/2004 Justin Coslor  
Penny Universities

I read in an article on the Internet that coffee houses used to be called "Penny Universities" in the mid 1600's in England, because it cost a penny for admission and a mug of coffee. "TIPS" is an acronym that was posted on a tin at the counter, which stood for "To Insure Prompt Service", and people would toss in a coin as a perk.

It was a brilliant idea when the main branch of the Carnegie Library of Pittsburgh (nested between Carnegie Mellon University and the University of Pittsburgh) opened a coffee shop and free Internet access terminals this year in their library (terminals have been in place for several years). Their renovations are beautiful!

---

Copyright 1/1/2005 Justin Coslor

Inspiring book & some art product ideas.

I've been reading the most amazing book called "Connections: The Geometric Bridge Between Art and Science" ISBN: 0-07-034250-4, and it's inspired me to want to read more books on the topic of Design Science.

On page 264-265 of it it talks about the duality of Platonic polyhedra: namely The Inscribed Sphere.

face<->vertex  
edge<->edge  
p<->q

Face centroids of each platonic polyhedra are also vertex points for their duals, and so they lie equidistant from a common center.

These pages in it talk also talk about Duality, in some of it's various forms:

1. in Bartók's music - 103
2. of maps - 125-127
3. of regular tilings - 177
4. of semiregular tilings - 181-182
5. of reciprocal figure - 224-230
6. of Platonic solids - 264-268
7. interpreting duals - 266-267
8. of convex polyhedra - 291-292
9. interpreting duals - 299-301
10. of Archimedean solids - 335-337
11. interpreting duals - 351
12. of networks - 362-368, 370-371
13. isometric vector matrix (IVM dual) - 370-371

-----  
Product Idea #1:

Copyright 1/1/2005 Justin Coslor

**ERASABLE DOT MATRIX SKETCH PADS WITH AN ASSORTMENT OF VANISHING POINTS, AND THEIR CROSS-PLATFORM DO-IT-YOURSELF COMPUTER SOFTWARE EQUIVALENT, FOR 3D PERSPECTIVE DRAWING**

Here is a product idea I came up with today. \*Look at figure 6.A.2 in the book "Projective Geometry" (pg. 248-253) That picture inspired the following idea. Here's a computer product I could sell both in computer form, and in paper form as an artists canvas tool: make a 3D dotted line matrix that has vanishing points along multiple parallel horizontal lines so artists can draw realistically spacial drawings. The dots close up are the biggest, and the dots get smaller and smaller the farther into the background you look. Then the artist can use those dots to realistically model 3D spacial representations on the paper, and when they have their sketch done they can just erase the dots, because the dots can be lightly printed on the page using erasable ink or erasable graphite. It'd cost fractions of a cent to print out each page of this kind of drawing paper, and the paper could come in a variety of perspectives of vanishing point angles. It'd be a great product to sell archive-quality drawing pads full of an assortment 3D dot matrix vanishing point angles printed on nice white drawing paper.

On the cover of each pad there should also be a website address for where to download or order art software such as a software version of these different matrix patterns that a person can print out onto a page in very very light print (so light that it won't show up on a photocopy machine duplicate). Have some screenshots and a brochure-like visual demonstration and minimum system requirements shown on an advertisement page of how to use the software, and have that advertisement page as the first page of the sketch pads that get sold in stores all over the world. On the software brochure page (note, make the advertisement double-sided and on a perforated tear-out page that is scored for easy folding into the shape of a brochure, and use the UPC symbol as a discount coupon for \$5 off of the the price of the software, when ordered online or

through the mail. Include a self-addressed envelope and software payment form that can be torn out on the next page. I'd likely sell lots of software that way. On the brochure, suggest that they draw their lines on the computer paper lightly dotted matrix perspectives by hand, and that they should then either scan the page back into the computer and run it through a filter to take out the dots, or photocopy the original to take out the dots, since computer printer ink isn't erasable. This way, they wouldn't need to run to the store to buy new pads of paper. I think both of these products would be a fantastic product to sell all over the world, and I could probably get a patent on the pads. I don't agree with the notion of software patents though. I'd probably write the software using the Java3D API so that it's cross-platform.

---

Product Idea #2:

Copyright 1/1/2005 Justin Coslor

## N-DIMENSIONAL POLYHEDRAL MOTIF DESIGNING SOFTWARE FOR ARTISTS

First look at some writings by the mathematician artists from the fifteenth century, such as: Alberti, Leonardo da Vinci, and Albrecht Dürer.

Then write a little computer software that makes N-dimensional polyhedral motifs (fundamental patterns) and lets the user design their own and use them as wallpaper and skins for 3D objects. So people can make M.C. Escher-like artwork easily. It'll deal with symmetry design and manipulation very easily.

---

Copyright 1/15/2005 Justin Coslor

Art Software For Making Symmetrical Design Patterns & Motifs:

Write a computer graphics software that allows the user to make precise symmetry design patterns and to be able to color and shade in the sections with the greatest of ease. It could also be good for making repeatable interlocking motifs.

---

Copyright 1/1/2005 Justin Coslor

Perspective Drawing Projects

When I first wrote this I was reading the book "Basic Perspective" by Robert W. Gill - Library of Congress Card Number 79-64518.

1. Try drawing a top view of an object and draw a circle of frames (Boxes) around it, and in each box draw the 3D perspective side-view of the object as it would look to a person standing on a point in the center of each frame at that particular frame's perspective angle, where each frame is a 3D perspective drawing, complete with accurate shading.
  2. Draw a 3D perspective drawing from the viewpoint of a cat, and include the cat's nose, whiskers and the tip of it's tail in the drawing. Include special lighting and coloring effects such as how the scene would look if it was a snapshot from the lens of a Kirlian photography camera, as cats see a different spectrum of colors than people, and possibly auras.
- 

Copyright 1-13-98 by Justin Coslor

Robotics

If one robot figures something out about it's surroundings it goes and tells the rest, that makes available more potential actions that the rest can do and have to work with and use as a tool. When one solves a problem it eliminates an obstacle which each robot would otherwise have to spend its time figuring out how to do because it communicates the solution. Example application: new, more efficient route planner.

They could even learn teamwork too. If one robot solves part of a problem, but knows that the whole thing isn't solved and wants to completely solve it but not waste all day working on it, it can go and tell the other robots about the whole problem (denoting the part they've already solved) instead of just telling them part of the solution that they've solved. It would also tell the other robots the estimated "worth" (personal and societal ... sort of like a priority rating) of getting the problem completely solved. In a sense it "asks" the others for help. If the requested action's estimated priority is higher than the current actions priority rating, then the robots will go and help (fulfill the request) and in a sense perform a "favor" thus the robot in need would be making some "friends".

-----

Fundamental motivations: #1 stimulate/reinforce self (work towards own goals). #2 stimulate/reinforce others. The robot might stimulate/reinforce itself in order to stimulate/reinforce others, but not quite as much as stimulating or reinforcing itself directly, and it works on a "friends" and "favors" system socially. Do a favor and they are grateful and they are your friend (and doing #2 on a friend is equal to doing #1 and it is a random choice between the two when in question -- when asked to return a favor for a friend or do something for yourself). Each robot knows that it can do more faster with friends helping, so if it has something it needs help with or is bored it might think ahead and stop what it is doing and go out and get some friends by doing favors for some others and then later go and ask everyone for help. It would ask even those who aren't friends because some of them may help and after a few exchanges of favors with them, they too might become friends.

With a small group (approximately six robots), in order to have any of them get any of their own stuff done you must either build a "friend removal" system, where robots are no longer considered a friend after a certain amount of rejections <due to probability> and they return to the neutral "stranger" state from the perspective of the rejected robots. Later they could easily go back into friend state though, or else have a system of higher ignorance of the friend state rather than a 50% favoring rate, or just have it so that they would only help a friend in an emergency or on major projects (remember, these are robots, not people)... Although, with only six robots it may work out to have the standard friend/favor system without these restrictions.

So in summary, these robots would be socially interacting communicating and sharing discovered knowledge in search of attaining their goals. They need to be able to set goals then strive toward them, and interact; and their goals should reflect what they are programmed to "like" and "dislike". Their own self-discovered "likes" and "dislikes" should always be required to be checked by multiple qualified human operators before being allowed to be implemented. In other words all they need are three things: 1. the ability to set and strive towards goals (immediate and long term near future), 2. have a motivation system (know the sensory inputs and actions that it likes and dislikes), 3. and have a justification system (possibly a self-modifying justification system based around a few rules and restrictions like Isaac Asimov's three laws of robotics)... A justification system is just a way of doing things based on one's own system of what is believed to be logical, which is based on experience and the motivation/goal system, and checked by external justification systems.

These three elements are the roots of intelligent behavior. Any actions of any intelligent system/life-form can be accounted for by these three things.

Copyright 1-13-98 by Justin Coslor

---

Copyright 8/27/2004 Justin Coslor  
Video Game Idea

Have a digital camera + software computer or video game system that digitizes the person's physical movements, and incorporates those motions into the software or game system. Such as a game that taught people martial arts or some exercise thing.

---

Copyright 2/8/2005 Justin Coslor. All Rights Reserved.  
Portable Operating Systems On Cross-Platform USB 2.0 Flash-Memory Devices

This is the wave of the future in portable cross-platform operating systems. It occurred to me today while I was drinking coffee and reading a graphical book on How Computer's Work.

Design a USB 2.0 flash-memory device that only communicates using standard USB 2.0 protocols, and they would have their own software on the flash-memory that would take over the video card temporarily and have their own operating system that would load up as soon as you plug in the flash-memory card, and that operating system would be able to be minimized into the corner of the screen into a little icon, and that operating system could access all of the hardware resources of the computer, as well as all of it's software directories (using standard USB 2.0 protocols). In this manner an operating system such as Linux could be instantly loaded onto any USB 2.0 compatible computer, and it could perform cross-platform functions between its own operating system and the operating system on the hard drive, all via the independent controller drivers that were loaded into the re-initialized temporarily modified BIOS and boot record the instant you plugged the flash-memory device into the USB 2.0 port. \*So it would make a new video card operating system as the primary root operating system.

Basically, the BIOS just gets re-initialized while the hard drive's operating system is running, but this time it sends special instructions to the video card to force it to buffer two (or more) operating systems transparently on top of each other, so that the user can switch back and forth between them while still seeing the other operating system(s) in the background, and either one can then be minimized into a window or icon in the corner of the screen and the mouse and keyboard could still control all of them (such as to maximize one of the operating system icons or windows) using the video card's new operating system that was instantly loaded off of the flash-memory card through the temporarily modification and reinitialization of the BIOS of the computer -- the moment you plugged in the USB 2.0 flash memory card. As soon as you unplug the flash-memory card, the computer's plug&play BIOS could unload the video card's operating system and the computer hard drive's original operating system would return to normal.

Also, since USB 2.0 has its own universal standards, if multiple flash memory operating systems (different kinds) were all plugged in simultaneously, the video card's operating system would just treat them all like icons on a desktop that can be maximized with a click, or minimized with a keystroke, or turned into a movable window that can be stacked on top of or under any or all of the other operating systems that aren't minimized. Also, another keystroke would switch between operating systems as though they were windows and which ever operating system is on top is the primary active one so that they get layered like a stack. The video card's operating system can have "save screenshot to"/"print screenshot"/"copy"/"paste"/"save to" features that can be cross-platform tools that become available when you move the mouse over an object or highlight some text, or make a selection box with the mouse -- then hold down the control <CTRL> key as you click the mouse button. This sort of simple set of cross-platform functionality shouldn't need to take up more than one



mouse click's menu's worth of selection choices.

This might need to be implemented in the USB 3.0 specification, whenever that comes out, if it can't currently be done using the USB 2.0 specification.

Copyright 2/8/2005 Justin Coslor. All Rights Reserved.

---

Copyright 7/17/2005 Justin Coslor  
Nanotechnology (see picture)

Have a nanotechnology cell composed of seven cubes linked together by hinges in a dense unit. Electromagnets on each cube can pull each hinge closed or push it open, and electromagnets on the ends and sides of each block can connect multiple structures like this together, and can connect loose dead blocks from an interconnected storage clump to the central power supply because terminals are on the ends of each face that is diagonally across from the sub-block's hinge. There is a micro-controller in the center block of each cell for intelligence, control and orientation calculation, and communications network relaying, and there is a port that links to this this micro-controller on each outward facing face. These cellular structures would be very small and could link together to form robotic systems that are reconfigurable and adaptable. A similar robotic system exists, but like my design \*much\* better. The hinges could elastically be fixed at various angles between fully open and fully closed by repelling the block from both sides, at an adjustable ratio of power being fed to the opposing electromagnets. In that way the blocks could also act as touch sensors, and flex sensors, and springs and solenoids, and precisely adjustable angled hinges.

There could be lots of different shapes of cellular parts for making things, like planks, rods, hinges, plates, bearings, angle units, etc. with electromagnets and/or electromagnetic hinges on the ends and/or face plates.

A vision system would be on the external control module, and could be linked to the cellular network directly or by remote control. Everything about the block structure would be automatically calculated and added to the internal representation of the unit's state model, which can be communicated from block to block on the network of linked structures so that blocks linked in a storage clump can be reoriented and moved about, and whole multicellular structures can be relocated as a group. The cells would talk to each other so that they know where they are in the orientation system, and the controller would have the big picture so that it could tell the cells what to do on the fly. Each group of cells could then pool its computing power to run subroutine programs as multicellular unit.

---

Copyright 7/12/2005 Justin Coslor  
Product idea: seed kits for suburban gardens

One way to make a product is to package several things together in the form of a kit. One such kit that would sell well in stores and be easy to make would be seed kits for people to plant a vegetable garden or flower garden in their yard. It could contain a wide variety of seeds organized inside a divider box with a little container full of seeds in each section of the divider box, where each row is a growing season (plants that grow best in a certain season will be grouped together by row); and each container will be labeled with the name, expiration date, growing season, and ideal soil pH. The kit will come with a soil tester and will recommend certain plant fertilizers, such as Miracle Grow to change the pH.

There will be a color instruction manual with photos of each plant and seed, and it'll have some drawing space where they can design the layout of their garden, and an example will be given. The manual will have gardening tips for growing each plant. Also there should be a coupon for a discount off of a Garden Claw hand-powered rototiller tool. There should also be a website address where people can communicate in topical forums and post pictures of their flowers and vegetables from the kit for other people to see. The website should also have a comment/suggestion form to help improve the product. These would be sold in major chain stores, small shops, plant stores, hardware stores, and maybe even grocery stores all across America, and maybe even abroad. There could be several varieties of kits, and the seeds would

last for several years, and seeds from the plants that were planted can then be put into those same containers to stay organized for the next year. We'd specialize in perennials especially, and would only use seeds that can generate offspring of their own, to help combat evil genetic engineering companies like Monsanto, who produces seeds that grow into sterile or seedless plants.

---

Copyright 7/12/2005 Justin Coslor  
Bottled Water

With the latest craze of bottled water companies, I could start my own entrepreneurial venture:

River Water - "From the Ghangi to the Nile!"  
Ocean Water - "A mix of the seven seas.", "Aaargh!"  
Nuclear Power Plant Cooling Tower Water - "It's energizing!"  
Run Off - "Mexico City's finest.", "Free heavy metal test strip included."  
Sleuce Juice - "Just like Star Trek -- it's recycled!"  
Red Tide - "Be a man!", "Nature in a can!"  
Dead Sea Colloidal Brew - "Free Bible included!"

---

Copyright 6/29/2005 Justin Coslor  
Camping Stuff

You can make a make-shift backpack made out of a sheet:

1. Start out with a sheet.
  2. Fold the sheet in half to make the pocket.
  3. Tie the two adjacent corners on each side of the sheet into a knot to make the arm-hole shoulder straps.
  4. There's a big pocket in the back with an opening on the top. It's a one-pocket backpack. (See Diagram)
- 

A simple four stick shelter can be made from a tarp or parachute, some rope, and some sticks that are lodged securely in the ground. Tie rope around in a square with an "X" in it on the tops of the sticks, this will help support the tarp. The corners of the tarp should be tied to the bottom of each of the four sticks so that it doesn't blow away. The top of the shelter can be used to collect rainwater or dew. If you have a clear tarp this makes a great big solar still. A black tarp under a white tarp will keep you cool. To enter or exit the shelter just lift up and edge and crawl in or untie one corner and go in that way. Prop a stick under one edge to make a breathing hole. (See Diagram)

---

Copyright 6/29/2005 Justin Coslor  
Cooling Shirt

The simplest way to make a cooling shirt would be to have a stretchy tee-shirt crossed with a fishing vest (for the extra pockets), and have water pockets all over it, connected by a tube (or not, in case one leaks), and make the pockets out of a kind of plastic that breathes moisture through the plastic's pores, so that the evaporation keeps the water cold, and since the pockets are up against your skin, you stay cool as a result. It'd be very simple that way and wouldn't require electricity, and there could be a rubber tube at the bottom with a valve on it so that you can drink the water right out of the cooling shirt you're wearing. This would GREAT for use in hot climates, especially in combination with water purification tablets, and there needs to be a simple system for cleaning the vest such as filling it with hot salt water and letting it sit for a few minutes.

---

Copyright 6/27/2005 Justin Coslor  
Dune Shirt

(See Diagram)

Engineer a still suit/dune shirt for staying cool. It would look like a cross between a fishing vest and a tee-shirt, with some attachments. It would have a water reservoir, a pump, tubes, bladders, and a rechargeable battery pack to run the pump. The battery pack could be recharged by a solar-power photovoltaic umbrella that could be held by the wearer to provide shade (it might even have a little fan inside it). The solar-power photovoltaic umbrella could also be made so that it could be clipped onto a backpack so that the wearer has both hands free.

If the pump is to be mechanically powered, it might be powered by ratcheting a spring and small vertical flywheel by swinging your arms back and forth. In that case, there might be a sort of exoskeleton that clips a thing onto each arm just above each elbow, and connecting it to an exo-ribcage structure for support and making the mechanical energy transfer.

---

Copyright 6/29/2005 Justin Coslor

Alternative Energy System for homes that have an acre or more.

Have habitat and employment and food/water/coffee procurement for modern migrators. That's a different topic though...

Live near the coast because it doesn't freeze there, and you can eat fish and seafood. Build a yurt by the ocean and use wind power or tidal power to purify water and provide electricity. Hip waders, sweatpants, wool socks, and a fishing pole are essential, + a waterproof raincoat and a sweater. Have a large greenhouse garden and do hydroponics.

Just have a farm with a fantastic garden, orchard, and berry bushes. Map out what grows in what seasons and in what soil conditions, and terraform the land into the ideal form. Maybe even use terraces and build a huge solar oven and use photovoltaics and wind turbines, but instead of using batteries to store the energy generated (since batteries are toxic), use water as an energy storage mechanism, either in the form of doing electrolysis and compressing the gases into tanks (which is dangerous) for future use in fuel cells, or the safer method of pumping the water far uphill into a reservoir or water tower out of a well or other water source, then have a hydropower turbine to convert the down-flowing water into electrical power or mechanical energy as needed, and it could drain right back into a well or onto crops.

For a combined alternative energy system, build a huge high water tower and put oil drum s-rotor wind turbines all up and down it and around it, with a car alternator connected to each one, and put photovoltaics on the roof of it and have it situated right over top of a well or stream. Electric energy generated by from the wind turbines and photovoltaics would be stored by pumping water out of the well into the water tower and it can be used for plumbing from there, or it can be used converted back into electricity by letting the water flow out of the tower through a hydropower turbine and back into the well, or onto the garden. You might actually get more energy out of this than you put into it because of the hydropower dam effect that pushes the water out with great force due to the height of the water inside the tank. Look up plans for how to build Savonius oil drum S-rotor wind turbines.

(See diagram)

---

Copyright 6/18/2005 Justin Coslor

Pictograph books for language adaptation.

There should be a set of pictographs to use for icons for the main functions of life in general. That way translations would be fairly simple in whatever languages are used thousands of years from now. It would be sort of like a visual dictionary. Actually, a new art form could be created which is made of cartooning strips and comic books without words, and you could see how complex and simple the concepts can get beyond what words can express, though not always apparent to the casual observer. I don't intend for such an art to replace written language, but merely for each artwork/book to be used as a teaching tool for teaching people different languages, and for inventing new languages. There would be a set of most popular (classic) books which when combined would cover much or most of the cases of describable language and basic experience that all people (including aliens) could reference to indicate a word or concept.

---

Copyright 6/18/2005 Justin Coslor  
Knowledge lifespans and pictograph software

We need more mechanisms to improve the quality, quantity, clarity, simplicity, beauty, accessibility, and efficiency of knowledge that we have available to us. Hopefully by doing so we will improve the lifespan of the knowledge so that it may be found useful for many more generations than it is in its current form. There may be other steps that can be taken to improve the lifespan of public knowledge, and steps to ensure that private knowledge is in line with public knowledge, and not in contradiction..

Pictograph software:

This relates to my pictograph book idea. Maybe a computer software could be made that accepts stories and documents and written language in any written language as input, and could output a vivid pictographic comic strip or pictographic video onto the monitor or out the printer. It could also have pointer arrows to the different aspects of the pictographs which when clicked, says the literal translation into another language. Or, in the pictographic movie sequence, the audio track could be in the new language at an easy understandable pace, along with pointer arrows.

Checkout Simple English: [simple.wikipedia.org](http://simple.wikipedia.org).  
An example could be done from Simple English to pictographs to another language.

---

Copyright 6/16/2005 Justin Coslor  
Industries, Priority Systems, and Adaptation

Industries, much like the mind (or all life for that matter), operate under the guidance of constantly-updating priority systems. However the difference is that a given industry may be governed by the union of a wide variety of priority systems, when a singular mind may strive to adapt its priority system into every situation it encounters.

Different systems often have at least some different axioms, and in attempts to merge them, sometimes axioms need to be dropped or adopted. By merging systems, they then become more complex to adapt, but are more versatile as a result.

There is much more to an industry than supply and demand, because many variables go into and relate to supply, and many others go into and relate to demand. Quality, quantity available, target audience/market and their wants and needs, manufacturing and distribution, beneficial/enjoyability rating, priority of selling and of buying the product or service, how the product or service affects other products or services, time-frame of use and possible likely re-use count, etc. Basically the factors involved are the factors of merging a new system with an existing system, and incorporating it into the priority system.

Gaining a needed capability is generally a high priority, however taking the time and effort to analyze and learn/map out what capabilities are needed or that would drastically improve things is generally a low priority. Learning how to actually obtain those capabilities is an even lower priority in many cases. However, pre-existing maps and a personal demonstration of the value of new capabilities I've heard gets about a 15% to 30% success rate if done well (since people are resistant to change). Adaptation takes time, though if you have all of the elements in the configuration you want or need right from the start, its easier to learn that system than to learn a lesser system and then make a paradigm shift into an adaptation of that system, because the two can get confused and it takes more time. It's important to keep things simple enough to prevent discouragement in any system, unless your goal is to repel people.

---

Copyright 6/14/2005 Justin Coslor  
Industry Creation

In creating a new industry one must redesign a concept or broaden a context to allow for the

existence and development of a new concept to re-route a network of infrastructure. Some objects are anchored, others are flexible, and others can be augmented to, or can come in quite a variety.

A sub-industry can be created by making an anchored object flexible, augmentable, or opening up a variety of alternatives. Invent a new thing for people to do that is enjoyable and/or beneficial and there lies the potential for a new industry. So systematically map out all of the things that people CAN do, and look for patterns that can be re-applied to dependency-chart mappings of other areas. That's the analogical approach. Also if you can solve the problem of making it possible to do something that is needed or wanted, that's another route to a new industry. The other approach is the experimental scientific deductive/inductive approach of combining concepts and wiring a pattern/tool/technique/concept into the context of another field, or even to wire many things together into what will be a novel unique context that meets the simple criteria of being beneficial and/or enjoyable. The other criteria is that it should be sustainable and non-harmful to people and the environment. The possibilities for the creation of niche markets is only limited by people's initiative and creativity.

Criteria for new industries:

1. Novel/unique/worthwhile
  2. Beneficial/enjoyable
  3. Sustainable
  4. Non-harmful to people
- 

Copyright 5/27/2005 Justin Coslor  
Natural Gas Mining in Landfills, Using Grids of Vertical Bamboo Tubes

Since someone figured out that you can collect methane gas by sticking tubes into landfills vertically, maybe they could save some money and materials by using bamboo tubes since they're very strong, and they could drill some holes into the part of the tube that goes below the surface, to collect extra gas from the sides. Then they could push the bamboo tubes down until they're less than 1 foot above the surface, and space them out about 3 feet apart in a grid, and above the surface, have re-usable plastic or rubber caps with rubber or PVC tubes connecting the bamboo tubes to horizontal pipelines, much like a computer RAM memory array structure, and there could be a safety valve on each row. Then, when the output is really low from the methane supply being depleted, they could just stack another 5-10 feet of garbage over the pipeline field after first removing the top caps & pipeline grid on the surface, and they could do it all over again with new bamboo tubes since the other ones would eventually rot and bamboo grows so easily. Maybe use timber bamboo. Also, it may be possible to grow bamboo forests over landfills, along with non-THC hemp plants as underbrush for rope and cloth, since they're both really hardy useful weeds.

---

Copyright 5/27/2005 Justin Coslor  
3-Legged Walking Robot (It Gallops)

The middle leg has a knee and a duck foot for stability, and it jumps through two spider legs that each have a knee and are angled wide for stability. When the duck foot is in back it bends or ratchets the knee (which could cock a spring), and then it rapidly straightens it out to perform the jump, then cocks the knee again in mid-jump as it passes between the two spider legs, and makes a controlled fall onto the duck leg, which is now in front. The spider legs make a similar motion to get in front too, except the spider legs do the turning. To turn, one of the spider legs just bends more than the other one, or pushes harder than the other one. It could even pull a cart. These things could be smoothly hopping along all over the place, and could be made very small or even very large. It could even climb up stairs too, and might even be able to go down stairs (carefully).

---

Copyright 3/16/2005 Justin Coslor  
MAGNETOSONIC ELEMENT SEPARATOR

Have six walls separate walls, each one individually attached to it's own robotic manipulator arm, so that the robotic arms can clamp the walls into the shape of a cube.

Two of the walls, both opposite to each other, are to be lined with ferromagnetic electromagnets.

Two of the walls, both on opposite sides, are to be lined with paramagnetic electromagnets.

The remaining two walls are to be lined with diamagnetic electromagnets.

Before the top wall (the lid) is put on, rocks and raw ore are to be dumped inside.

In two opposite diagonal corners there are some fiberoptics units connected on long cords to digital CCD observation cameras.

Each of the remaining corners is to have a sonic cannon mounted in it beamed at the wall diagonally across from it.

Then all of electromagnets are to be turned on, as well as all of the sonic cannons, and so, all of the rocks and ore inside will be obliterated by the sonic cannons into powder, and then magnetically drawn to the wall that it is molecularly attracted to by the various kinds of electromagnets.

Then the robotic arms will take the cube apart and dump each wall's contents into its own melting pot or storage container for further chemical separation or polymerization.

This can be a very efficient way to process materials.

Here I've labeled the sonic cannon-mounted corners using the letters A through F:

A->side 1 = electroferromagnetic north plate

B->side 2 = electroferromagnetic south plate

C->side 3 = electroparamagnetic positive plate

D->side 4 = electroparamagnetic negative plate

E->side 5 = electrodiamagnetic negative plate

F->side 6 = electrodiamagnetic positive plate.

The remaining two corners are the fiberoptic view-ports.

Anything that isn't magnetic at all also just gets dumped in its own vat.

---

Copyright 1/7/2005 Justin Coslor

Diamagnetic Electromagnets

{Diamagnetic materials: water, salt, pyrolytic graphite, bismuth, etc.}

When you pass a magnet over a coil, or pass a coil through a magnetic field, electricity flows through the coil. Electric generators are based on that principle. Electric generators turn into electric motors when electricity is passed through them (At least the electro-magnetic rotational kind.)

So why can't we make electric generators that are based on diamagnetic materials, such as diamagnetic coils or diamagnetic electromagnets?

\*See the electromagnetism logic database diagram I drew that shows in the database margins what is perpendicular and parallel to what, etc, in the relations of different kinds of electromagnetic properties and devices and materials maybe.

\*\*See the different kinds of ferromagnetic and diamagnetic electromagnet designs I invented

(hand-drawn diagrams 1/7/2005).

---

Copyright 2/8/2005 Justin Coslor

#### PDA Kiosks

Use a PDA as a remote-controlled teaching pendant for a robot, and bolt several PDA's down into a kiosk and network them for use as a head's-up display. Attach a keyboard and a switch-box to it, have a stylus on a cord, and include a printer. The great part is that PDA's turn on instantly and consume very little electricity. Networking software and hardware might need to be designed for them though, but it likely already exists.

The kiosks could be very very small this way, and could just be on a swing-arm or arm bolted to a wall or tabletop with power cord leading up to them.

---

Copyright 8/10/2005 Justin Coslor

#### PDA Virtual Reality/Augmented Reality System

(See Diagram)

Build or adapt a lightweight sunglasses-like head mounted display that uses high resolution LCD screens in stereo for portable virtual reality uses with a PDA and folding PDA keyboard (it should also work on a laptop). Even a single color high resolution LCD head mounted display for a PDA would be incredible for reading and browsing the web wirelessly, as well as browsing VRML and Java3D worlds at at least 800x600 color pixel resolution. Battery life is the main issue here. You need to be able to get at least 10 hours of battery life, and it needs to be easily rechargeable. An augmented reality transparent LCD screen would be ideal or one of those miniature projector LCD's. Also, it might be neat to have a wireless 3D finger ring mouse that has several buttons on it, at least for drawing 3D models and browsing VRML and Java3D worlds and webpages. The PDA screen could be a small scale version of the 3D HMD scene or programmable control panel buttons. There could be a videocamera on the HMD for doing Augmented Reality, and have a visual dictionary pattern matching software and a 2D to 3D object reconstruction software, as well as have a 6DOF head tracking system. It's important that all of the hardware be open source programmable and be openly interfacable.

I realize the military already has contact lens versions of this Augmented Reality display system, but this would be affordable to the public. They also have G.W.E.N. (Ground Wave Emission Network) Tower/Tempest brain interface systems too all over the country (for martial law population control and clandestine "experiments", and such), but that's another matter.

---

Copyright 11/12/2004 Justin Coslor

#### My eBike Shop: Eco-Bikes (TM)(R)

If I ever wanted to live in Pittsburgh for an extended period of time (such as to go to Grad School later on), I could open up an electric bicycle dealership, and fit each bike with solid rubber tires from GreenTires.com or AirFreeTires.com, so that they wouldn't get flats, and only sell bikes that use batteries that aren't highly toxic (no lead-acid or NiCd batteries). It could be open in the evenings so that I could go to class during the day, or I could hire some students to help run it. We could do maintenance and repairs on electric bikes too, and recycle broken batteries and recycle or re-use parts from old eBikes sometimes.

Most of all, they'd be affordable, and fitted with baskets and fenders, and comfortable seats. This way, students could easily ride to the East-End Food Co-Op & Whole Foods for groceries, carry library books, etc, and ride all over town and re-claim the roads. It'd get the city to put in special well-swept bike lanes all over town and to pass enormous hit and run penalty laws for drivers to follow. We'd make a huge push to get bike racks re-installed on all of the public transit buses too.

1/13/2005 Justin Coslor

Business ideas:

Right now as a money maker I could retrofit people's bikes with electric motors for a \$100 fee + parts.

I could also sell hard drives with Linux pre-installed on them for \$100 + parts (~\$150). It could come with a set of GNU/Linux CD's.

I could also sell homemade random number generators for \$250. See my journal entry dated 12/15/2003 and the drawing I made on 1/22/2005 for details. They could be useful to statisticians, scientists, and people who use encryption technologies. The machine is capable of generating large amounts of random seed numbers simultaneously for each cycle that it is run. I might be able to sell it for even more.

---

Copyright 1/21/2005 Justin Coslor

Ram-Horn Handlebars for City Bikes:

I think whomever designed the handlebars on city bikes got the idea from looking at a pair of rams horns.. As such, it would be neat to bolt a rams skull onto the bike in place of the handlebars or make a hollow or cast mold version to sell to ram/bicycle enthusiasts. (GNU-compatible)

---

Copyright 1/13/2005 Justin Coslor

Augmented Reality Goggles for doing X-Ray Vision and 3D Image Reconstruction

Architects could like augmented reality goggles for doing x-ray or sonar vision and stereo 3D image reconstruction of live video data as they walk through a building while wearing the goggles. The goggles could be used as digitizers to map details onto the original wireframe CAD schematics. The military already has this, but I don't know if anyone has done an open-source open-hardware version of this for the commercial market and archeology gear.

---

-----  
9/19/2004 Justin Coslor

Simple magnetism experiment:

What happens when you wrap copper wire around an insulated tube, then put an iron bar inside the tube, then run electricity through both the copper coil, as well as the iron bar, but from separate power supplies? What happens when you switch the polarity of the iron bar's power supply? What electrical voltage, amperage, resistance, and magnetism (Gaussmeter) readings do you get in each case, and in the case where you don't energize the iron bar but only the coil? Does the electricity running through the iron bar amplify the magnetic field or the current of the copper coil?

-----

Copyright 9/19/2004 Justin Coslor

New Kinds of Electric Generator/Electric Motors

In the diagram I drew, you can use toroidal coils inside roller wheels that roll on the inside of the magnet tube. Permanent magnets or horseshoe electromagnets can be used around the outside (since they are three times stronger). The axle is split in the middle and one end of each of the rollers' coil wire goes to each corresponding separate half of the roller's axle, which in turn comes in contact with the corresponding dived separate main axle end cap, and just have a spring-loaded contact terminal on each half of the axle. Another model could also have a split axle terminal, and could have a frictionless magnetic bearing surface internally.

---

11/7/2004 Justin Coslor

Batteries.



In the October 2004 issue of Popular Science, they talked about a thing where the European Space Agency and Team Encounter allow people to pay \$25 to have a photo + description get etched onto a High Density Rosetta nickel chip and get send off into space on a solar sail spacecraft. The chips are expected to last at least 1000 years. Gold substrate CDROMs last about 10 years. D-Skin.com, for \$6, sells five CD skins that prevent scratches. Put a copy of my friendly intelligence diagram on one of those nickel chips. It acts kind of like microfiche. We might make some friends.

Around 200 B.C.E., Parthinians in present-day Baghdad make a crude battery, an iron rod surrounded by a copper cylinder inside a clay jar filled with vinegar.

----->

Try stacks of copper or zinc and bismuth plates separated by two silicon rods between each junction and fill the container with vinegar or bleach that you've added extra salt to, or use condensed urine or something as the go-between, and put it in a tempered glass or tempered ceramic container and attach terminals.

Around 1898, size-D zinc-carbon batteries made their debut inside a paper tube along with a bulb and a brass reflector - which became the first "electric hand torch". What we know of today as the flashlight.

Would bismuth be a good substitute for carbon or graphite in a battery? Would stainless steel be useful instead of iron in a wet cell? Stainless steel has some toxic materials in it though. Would bismuth be a good substitute for lead in batteries? They're similar on the periodic table, however bismuth is nontoxic and diamagnetic. Water is a conductor and it's in vinegar. Sodium chloride is too, and acidic fluids are often in batteries as well. Maybe acids have extra electrons and bases have extra holes?

-----  
11/7/2004 Justin Coslor

See pg 35 of The Random House Book of 1001 Wonders of Science by Brian and Brenda Williams.

Battery idea #1:

Do electrolysis on salt water to make bleach, which probably will act as an acidic conductor. Then put the bleach in a glass or ceramic jar and make a solid bismuth coil and put it in the bleach filled jar, and take a solid zinc rod and electroplate it with magnesium or dip it in magnesium and put it in the middle of the bismuth coil (or if a bismuth tube is used instead, put it in the middle of that with some space between it and the magnesium-coated zinc rod), and make some kind of cap with a pressure release cannister and valve. It might work as a great battery, but keep it outside just in case it leaks or explodes. The bleach might crystallize (which is good) if you add a bunch of extra salt to it after doing electrolysis. If it does crystallize, it's less likely to leak.

-----  
11/7/2004 Justin Coslor

Battery idea #2: Drugstore battery.

Open up a tin can and dump the contents out and fill it up with Pepto Bismal and take a plastic cap and roll up some aluminum foil and jam one end of it into the cap and wrap the other end of it in wax paper and fold it over the edge. (You might have to boil the water out of the Pepto Bismal to thicken it into bismuth.) Next wrap some more tinfoil around the rim of the can and fold up an extension terminal from it. I don't know if this will work at all.

---

Copyright 10/31/2004 Justin Coslor

Diamagnetic Energy Generation Satellites

When a coil is passed through a magnetic field it generates a current of electricity through the coil. So, make a satellite that has a coil made out of diamagnetic material, and at night it should generate a current because the earth's diamagnetic field bows out on the dark side of the Earth due to the solar wind from the sun. As the Earth turns, the coil will be passing through that bowed out diamagnetic field. It's necessary to use diamagnetic material for the coil because it will be

used to turn the diamagnetic field of the earth (which is between the poles) into an electric current running through the coil. A coil made out of non-diamagnetic material would not be receptive to the diamagnetic field. Some examples of diamagnetic materials are pyrolytic graphite, bismuth, water, and salt. The reason that ice floats is because water is diamagnetic, and ice is more diamagnetic than water, so it repels the water's diamagnetic field, and the diamagnetic field of the Earth. One could theoretically make a gigantic coil out of ice, and generate electricity with it.

One could also make a satellite that could travel through the Earth's magnetic field in its equatorial orbit, and the diamagnetic coil would produce an electric current perpendicular to the Earth's diamagnetic field, and it could beam the electricity back to Earth in the form of microwaves. One could even try making a satellite that can just sit and levitate permanently in a semi-fixed position in space on the dark side of the Earth. The moon is probably diamagnetic since one side is always facing the Earth. (See related pictures.)

---

10/7/2004 Justin Coslor  
Electromagnetism

People say that electric fields run perpendicular to magnetic fields, so maybe the electric force can be thought of as the active force in atoms, while the magnetic force can be thought of as the stabilizing force in atoms, yet the two forces correspond to each other to balance the energy and space in an atom, as energy is always in motion, and space provides potential for that motion to occur, whether it be in loops, knots, spirals or transfer/transformation to other planes, shapes, and dimensions of energy flow pathways.

I like to guess at possibilities then check science, math, logic, and philosophy or experiment to see if I got anything right. It's my hobby. It helps me develop intuition and reasoning ability.

---

9/26/2004 Justin Coslor  
Magnetic Coordinates

Magnetic North is offset from True North because the Earth wobbles at an angle that causes there to be four seasons.

The Prime Meridian goes around the globe, and on one hemisphere it travels through Magnetic North, and on the other hemisphere it travels through Greenwich, England. It also goes through True North and True South.

Figure out where the magnetic South Pole is. Is it split into branches? It's probably in Antarctica. At what points on the Earth's geomagnetic field coordinates (x,y,z polar coordinates) are there severe distortions or landmark sub-fields?

Is 360 degrees optimal for calculating an oblong spheroid? The Earth is not round, but more of an oblong spheroid. Why did the Greeks choose 360 degrees? Greek astronomer Hipparchus (~165-127 B.C.) made a map that included Antarctica so they must have had advanced technology then. The map I've seen is fairly complete, but it only shows one side of the globe. If he was able to have a complete detailed map of Antarctica way back then, then surely he had a way to obtain a map of the American Continents? Ptolemy's map also denoted Magnetic North & South offset from true North & South.

Where exactly is the magnetic North Pole, and how often do the poles flip and why?

Does the Moon's orbit get pushed away from the Earth temporarily during the flipping of the Earth's poles? Probably, since the moon is mostly made out of diamagnetic material. That's why we always see the same face of it, and diamagnetic materials repel both North and South Poles and like to hover over the mid-point between them (Satellite levitation application... Read

diamagnetic levitation article in New American Scientist around this month.)

---

Copyright 9/23/2004 Justin Coslor  
Magnetic Battery Idea

Steam and gas atoms and molecules probably contain more quanta than liquid atoms and liquid molecules, which partially utilize each other's electron shells. Where steam and gas atoms probably have higher electron orbits and have their own repulsive/attractive field depending on the spin. Crystallized atom and molecule configurations probably exist because a bunch of atoms and molecules were either compressed into a tight area and extended the orbit of their strong force electron shells, or possibly the atoms might have been cooled from a liquid state while under the influence of a magnetic field. [10/28/2004 update: The magnetic field of an atom is the stabilizing force, and the electric field is the active force. . .probably?] Is it possible to make crystallized oxygen or crystallized hydrogen or other gases? [Then just add energy of the atom's particular spectroscopic frequency to liberate the molecules out of the crystallized form. They'd probably have to be mixed with other elements to form crystals at reasonable temperatures.] What if they were highly ionized gases or isotopes? What happens if you put two conductor terminals on a quartz crystal and then bolt a magnet onto each side of the crystal independently so that the magnets repel or attract each other? Will that provide a steady supply of electricity due to the compression forces on the quartz crystal? It might be a way to make a magnetic electricity battery that doesn't run out until the magnets lose their charge. Just attach a circuit or light to something to the terminals.

---

8/23/2004 Justin Coslor  
Toroidal EM Fields (like for fusion. . .see attached pictures):

I'm not claiming that this is correct, but maybe some elements conduct electricity and have a magnetic field that is perpendicular to the flow of electrons and maybe other elements conduct magnetism and have an electric field that is perpendicular to the lines of flux. Maybe some elements do both, and maybe some do neither.

Gravity is proportional to how active an element is at the quantum level, coupled with how interactive it is externally.

Make a toroidal field around a Peltier Stack (dissimilar metals like a battery all stacked up), and blow gases with extra electrons into the toroidal squasher and their extra electrons may travel up the Peltier stack, sort of like a battery, but it could polarize the stack and maybe could function as a power source without actually doing fusion. It could also be a kind of electron stripper. ???

Gravity is about how the energy of the internal interacts with the energy of the external. It might merely be cyclic regions of space that have greater potential for motion (for energy quanta and other cyclic space regions) than fairly neutral space regions. I believe that space holds a compression and that the function of space is potential for motion. Time is a function of motion, and matter is energy quantas swirling in compressed cyclic space regions. Maybe the space has knots in it to lock the quanta into cycles? Who knows?

---

-----  
Copyright 9/18/2004 Justin Coslor  
Note to self:

Diodes act as one-way gates. Transistors act like adjustable-flow valves. They can be strung together to make Boolean logic circuits.

-----  
Copyright 9/19/2004 Justin Coslor  
Crystalline Memory Lattices:

Maybe one could use intersecting laser beams to control the shadow-growth of semiconductor crystals for making optical circuitry or maybe some frequencies will grow lattice structures conducive to electron flow (Negative cells), while others (or pits rather than peaks) might grow structures (or carve/melt) conducive to receiving electrons (positive cells/holes).

-----  
Copyright 9/19/2004 Justin Coslor  
Super-cheap gigantic diamagnetic electromagnets:

Try making an electromagnet out of ice as the conductor. Take some plastic tubing and fill it up with water, cap the ends, coil it up into a spiral, then freeze it. Then take a larger piece of tubing (wider) and freeze (or make a horse-shoe-style ice magnet). Then run electricity through the ice spiral and see if it is able to act as an electro-diamagnet (since water is somewhat diamagnetic). The lattice structure of the ice crystals might be good for holding a diamagnetic charge. Who knows??? Try it. If it works, make an enormous one.

What happens when you beam light through the electrically conductive ice coil spiral?  
-----

-----  
-----  
Copyright 9/6/2004 Justin Coslor  
Supercomputer and Memory Technology

Build a supercomputer out of millions of memory units of the kind I designed earlier that have no moving parts and operate optically. Locate the computer in either Antarctica or in a very cold climate, such as on a satellite that stays in the shadow of the Earth or underground on the dark side of the moon. It could be nuclear powered, or powered by a thermocouple that runs off of hot rocks (thermonuclear isotopes). use an instantaneous communication relay between it and stations on the Earth (see physics research in the book "The Dancing Woo Li Masters" by Gary Zukav). The key component to the memory units is the new kind of laser range-finder I designed when I was 16.

2/17/2005 Update by Justin Coslor:  
Recently I came up with the optimal geometry for an entirely new and different (and possibly better) solid-state dense nanotechnology memory geometry design. See my most recent journal entry to this date on that topic, as well as the partial diagram I drew that describes the mathematics behind it.

-----  
-----  
Copyright 9/24/2004 Justin Coslor

Speculation about photodiodes, photovoltaics, and the nature of energy transmission through materials.

Figure out how photodiodes work. I think they somehow convert light into electrons. That would mean that the light quanta would add energy to the diode's N-plate's electrons to bring the outermost electrons to a higher orbit around the nucleus and eventually high enough to be able to transfer over from one atom to an orbit around an adjacent atom capable of supporting an extra electron. When all of the atoms on the N-plate have electrons at transferable orbits they will hop over the junction and start filling in the orbit holes in the P-plate's atoms. When the P-plate's atoms fill up with transferable atoms, then electricity will flow in either direction because the N-P plates will act just like a regular conductor. In fact, you might not even need a P-plate unless you wanted a one-way gate effect. Probably, you would have to use a material that has a photon emission frequency that is the same as the kind of light that you are exposing it to, in order for the photons to get absorbed by the electrons orbiting around that material's nucleuses. Use electron spectroscopy to find suitable materials for the spectrums of light you expect to use the photovoltaic cells under.

Transparent photovoltaics could be made out of some kind of crystalline materials (appropriately receptive to the incoming wavelengths), and could be made very thick, where both the anode and cathode structures could be transparent, and could be made of a semiconducting crystalline block that has been formed while under the polarizing magnetic field of a powerful superconductor. That way, every molecule in the transparent crystalline block would act as a photodiode, like miniature photovoltaic cells. Perhaps materials that do not look transparent to us are quite transparent to their specific spectroscopic frequencies of radiation, and that may be why they are able to "conduct" those frequencies of radiation and in doing so, convert that energy into electric/electron current. ???

---

Copyright 9/14/2005 Justin Coslor

A New Kind of Potentiometer (which can be used as a tactile sensor)

Details:

Make it as a spring-loaded linear-action potentiometer (variable resistor), where the farther the lever rod is pushed down, the more resistance there is on the current flowing across it between the rod's conductive bearing surface, and the decreasingly (or increasingly) conductive plate or channel that it glides on/in.

It's a very simple device, and clusters of them can be used in conjunction as sensors for tactile kinetic force of varying magnitude, depending on the strength of the spring at the bottom of the rod. It could be used in the finger-pads or gripper-pads of a robotic arm.

The glide plate/channel could be lined with a carbon resistive strip similar to the one in regular slide-pots. There could be some stranded insulated wire that comes off of the top of the rod, and the rod itself could be insulated except for the bearing surface. The ground wire would be at the top of the glide-plate's resistive carbon film, so that as the rod gets pushed down against the force of the spring at the bottom, the resistor would turn on or off farther and farther depending on how it is designed.

The conductive bearing surface could just be a strip of metal with a rounded bend in it, so that it has some spring action, and it could have a similar rounded strip-spring on the back of it so that it pushes on the back wall to exert some force in the direction of the carbon-resistive film. Or the bearing surface could be a roller wheel with conductive lubrication, such as graphite powder, and a back-wall spring similar to the one just described or just have two independent bearing surfaces opposite to each other with a hinge and a spring in the middle (although that is an unnecessarily complex design). Or the bearing surface could be like a miniature computer mouse ball in a cage that only travels forwards and backwards and made out of metal. When I mentioned possibly using a channel in some designs I meant it to be like a vertical gutter that is rectangular, or triangular. A triangular gutter design would probably be the easiest and most stable of the gutter designs to make, and it would provide a lot of stability against possible twisting action of the spring-loaded vertical push rod. See the photo of the brief diagram that I scribbled for this invention.

Contact me for terms of licensing, development, publication, and mass-production.

JustinCoslor@gmail.com

I'd like everybody to be able to buy these very inexpensively for their projects, and send samples out to university students and professors for free. All I'd like is the standard fair National average inventor's royalty percentage on the gross profit of the venture capital wholesale sales gross profit of these potentiometers and off the gross profit of the sale of improved models so that I can continue to come up with new inventions and have some spending money. I shouldn't have to be poor forever, because that causes so much unnecessary misery. It'd be wonderful if I had a better workshop and some helpers and colleagues and more resources to work with.

---

Copyright 9/12/2004 Justin Coslor

Highly sensitive tactile/optical range-finding robotic finger sensor-pads:

For rich tactile data input (robo-fingerpad pressure sensors that yield very detailed sensory input) sensors, add a stereo computer vision range-finding unit to each finger, and have slider resistor tubes that are spring-loaded under a rubbery surface skin, and make them flexible if possible.

(Update Copyright 11/11/2004 Justin Coslor: Think of sea anemony-like manipulators that each have a little CCD range-finder setup and tactile sensors for precise gentle manipulations.)

I could probably build a test pad out of drinking straws and little springs or rubber bands glued to pins that are soldered to either trim pots on a swivel-mount or tiny slider-resistors. The skin could be molded from liquid latex or a piece of bicycle innertube, and the stereo-cameras could be located up on the arm with fiber-optic light input extensions that go right out to the finger tip pads where they can be precisely angled to yield stereoscopic CCD range-finding data so that the fingers will each visually know how far they are from the objects they are trying to manipulate. Maybe the CCD's can be quadranted up into four distinct camera matrixes per CCD (or more), each of which would be fed light by it's own independent fiber optic cable that has an optics unit on each end....? That would bring the costs and power-consumption down dramatically because not as many actual digital cameras would need to be used to obtain the effect of having a whole bunch of independent digital cameras.

---

Copyright 9/11/2004 Justin Coslor

A cheaper kind of touch-screen for computer kiosks for 2D operating system user interface haptics and 3D augmented reality user interface haptics.

Note: I suppose this is similar to the haptics in the movie "Minority Report."

Instead of using expensive breakable touch screens, why not set up a regular CRT computer monitor that has a piece of replaceable plexiglass over the monitor face, in the form of a kiosk interface whose mouse movements or click-movements are recorded by an overhead pair of digital cameras that are running an open-source stereo computer vision algorithm as drivers that utilize your own hands' movements as 3D haptics devices. If the operating system is a 2D point-and-click environment, then your index finger pointing in 3D angles will move the mouse and touching (or nearly touching) the plexiglass plate will execute a click (selection). If the operating system is a 3D environment, then perhaps all control of the environment will occur at least several inches to several feet from the plexiglass plate, and perhaps there could be an on-screen 3D animation that mirrors the hand movements, with trainable hand gestures to control different features and functions of the environment.

The important thing that I must explicitly note is that the stereo cameras are to be situated on an extended arm overhead, and potentially out of reach, and that they are to be located either directly above or behind the user's head so that they are only focused on the user's hands (and not their face) because they are not to be made in such a way as to be able to digitally photograph the user's face, since that would be an invasion of privacy which could potentially be mis-used.

Also, there might be a projection onto a plexiglass plate in front of the face but behind the hands so that the hands can interact in an augmented reality environment in addition to being haptics devices for the above-described kiosk-like CRT screen's operating system.

---

Copyright 10/29/2004 Justin Coslor

Course Catalog and Skills Inventory (Software Idea)

Dig up my old note from years ago about how course catalogs can be interconnected and turned into software that inventories and sorts prerequisites and possibilities for which courses the student is qualified to take based on the courses they've taken. It would help students who aren't sure what to major in, to plan their school year, as well as help in organizing quite concretely the

knowledge they've learned and the knowledge they can learn. The students can also build hypothetical models of future courses of study with the software, and can help teachers model new curriculums, and link their courses to other people's curriculums. Libraries can use it too. Also, every student should be able to see a summary page that lists one paragraph on the topics that will be, or have been covered in each course in each semester of their education, if not only just for the benefit of their memory, to see what they've learned (or haven't learned), what they're learning, and what they intend to learn (hypothetically) in the future. That way, they can easily reference their educational background later on in life, which is especially important if they are lifelong students or researchers.

Artificial intelligence reasoning engines could be made that generate comprehension tests and study guides and executive summaries for any book in any language, and they could link related materials and form historical and/or geographic timelines of the history and spread and evolution of ideas and concepts. Such software might already exist somewhere in some form.

Employers in industry might also like to look at these educational coverage charts if they're looking for knowledge of specific skills in applicants during their hiring process.

---

Copyright 11/12/2004 Justin Coslor

Cottage Industry Explosion: Portable Inexpensive Manufacturing Robots for Intentional Communities In America

Make portable inexpensive manufacturing robots hooked up to an open-source computer terminal (possibly running the 3D modeling software Blender, and some business & art software) as a whole cottage industry manufacturing system that can be easily set up to refine materials and produce products that can then be sold locally and over the Internet.

People would design their own products of course, and they can be quite intricate and precise and easy to replicate due to the use of robots and computer technologies. The software would make the business part of it a snap. Design a general system and then use it to fabricate duplicates of itself, and sell and install them exclusively to people who live in Intentional Communities, so that America can win back its manufacturing Jobs from China and India, as well as keep its high-tech jobs from being outsourced.

---

Copyright 11/5/2004 Justin Coslor

Cottage Industry Stuff

Print up some tee-shirts, coffee mugs, bookmarks, and refrigerator magnets of my friendly intelligence diagram. Post them for sale on the Internet. Write a little booklet that goes with the diagram, to include with each item, to help people understand the diagram.

Look for a bootable linux distribution that has life-critical software and family business software.

Order DSL and a bootable DVDRW drive and download a copy of Knoppix.

Build the portable computer-numeric-controlled (CNC) machining robot for carving ornamental wood furniture and paneling, and collect an archive of geometrical designs and nature patterns to use, and template concrete masonry patterns for face plates for beautifying buildings and for making sculptures and walkways. Build the originals out of clay and wood and use stereo digital cameras or a laser range-finder scanner to digitize the designs. Sell these portable CNC machines inexpensively to help Americans form cottage industries.

I could build ornate bookshelves and industrial design things that could be environmentally friendly and quite useful. I'll need a shop to use unless I just design it and have other people build it like Ikea does.

I could also sell Atmel AVR SP12 microcontroller programmer kits, and already-put-together microcontroller programmers, and I could put together an electronics assembly robot, and a very small very precise set of robotic arms for doing fine work.

---

11/11/2004 Justin Coslor

Holographic Range-finding Orbiting Space Telescopes, for Holographic Geometric Reconstruction of Distant Celestial Objects and Celestial Systems (or point it at the Earth for Geographical Information Systems).

See pg. 59 of The Random House Book of 1001 Wonders of Science, for info on how to make holographic images (depth multi-perspective images). Do that on a much larger scale but out in space or even have the Holographic crystal on the Earth and have the space telescopes pointed either at the Earth or put distant objects in space. Use a gigantic holographic crystal that is sensitive to a wide spectrum of different wavelengths (colors). Have the holographic crystal on a slightly different orbit than the space telescopes, and the crystal should rotate slightly to capture the changing perspective of the orbiting stereo or triple space telescopes beamed at it. Put the space telescopes way out in space.

This is nothing new, but the first two space telescopes could make the XY plane, and range-finding according to focal length, but add a third space telescope to do XYZ geometric reconstruction of a remote volume (the front face of the picture at least) with some distortion. The third telescope could be above and behind the other two for extra dimensionality, and that way there wouldn't be a blind spot, however in other configurations the blind spot might indicate where the readings start to become somewhat reliable.

---

Copyright 10/29/2004 Justin Coslor  
Safety Skin for Robots

Make a fabric-like skin of flexible tactile sensors to be put on the outside of robots, so that if a person (or another robot or obstacle) bumps into the robot or gets in the way of the robot, the robot immediately will shut down and disengage to prevent the chance of injuries to the person. This would be an additional layer of safety in addition to visual and/or sonar/IR/laser tachometer environmental sensors.

---

Copyright 10/20/2004 Justin Coslor  
Free public archive of great anonymous writing and poetry

There should be a website that acts as a free public archive of great anonymous writing and poetry throughout history. It could be searchable by a variety of interactive intelligent means, and offer a secure round-the-world ping-pong submission form that leaves no trail but is subject to human review as to whether it is worth archiving. Also, it should be entirely based on free open-source software that is eloquently coded and understandable and proven.

---

Copyright 10/11/2004 Justin Coslor  
Precise EM field sensing nanocoil fabric

Insulated conductive nanocoils could be useful for sensing electromagnetic fields very precisely. Somebody could make packets of independent nanocoils that could be laid out in a flexible fabric form (or rigid) where each coil would be processed and a numerical value would be passed to a unit of nonvolatile random access memory. Then this coil fabric, much like a curtain, could be passed through a room vertically to get a reading of the electromagnetic field strength at each point in the room. It could be useful for figuring out where to stick acupuncture needles in medical treatments too. It would also be useful for teaching people how to use their own body's bioelectric field in unison with the Earth's geomagnetic field to heal themselves and others, and to people how to harmonize such forces regardless of the situation. It seems like this kind of instrumentation and a visual augmented reality software simulation interface to this kind of sensory equipment could really improve people's awareness and mentality, and thus their lives. Eventually they could learn to sense the fields without the electronic equipment to some degree and not need the apparatus anymore to stay healthy and balanced. Already there is bioelectric



feedback therapy, MEMS (micro-electro-mechanical-systems), and augmented reality technology (which is a form of virtual reality).

---

9/8/2004 Justin Coslor

Notes on the Carnegie Library of Pittsburgh book "Agents Unleashed: A public domain look at agent technology" by Peter Wayner Copyright 1995, published by Academic Press, Inc.

Agent Technology:  
Setting Up Secure Networks  
Parallel and Distributed Programs  
User Interfaces

Being applied to agent technology: Genetic algorithms, computational learning theory, classification theory, adaptive-preference-based decision making automations, personal oracles/prodigies, power librarians (parse text, translate languages, figure out language ambiguities), emotional interface via animations, network roaming ability, and virus protection. Agents are like viruses that are designed to be helpful. Agents are often programmed in list, and controlled by TCL (Tool Command Language), and transmitted via PGP encrypted mime-encoded email. XLISP is a simple, free, microcomputer-based implementation of a subset of the Common LISP standards.

In LISP both the data and the program are stored in nested list trees. Inside the LISP environment, agents can easily build up, execute, and tear down data structures. In LISP there are no pointers, memory allocation, and deallocation is automatic, and there are some security holes but they're patchable to keep agents from overstepping their bounds. Common LISP uses a hierarchy of packages, which are separate tables of variables, functions, and their names. These package hierarchies offer structured access to variables, and can be used to keep incoming agents from executing any system calls or handling local memory. LISP's debuggers can be retooled to send an agent back home along with the pre and post screen of the remote LISP compiler's evaluation loop hooks when an agent causes a memory access or system resource error.

Some smaller versions of LISP such as XLISP-Plus have object-oriented features called Common LISP Object System. Dynamic linking/binding to find the latest functions is used in some versions like Scheme, which lead to the more algebraic C-Like syntax version called Dylan. Commercial versions of LISP compilers have extra features and are faster than the free compilers. Even compiled LISP code is semi-interpreted and doesn't have a direct ability to manipulate pointers because it needs to stay mobile in memory, so compiled LISP code is a great environment for supporting agents that can act on it.

If I plan to program Artificial Intelligence in LISP rather than Java, then I should buy the book "Common LISP: The Language" by Guy Steele, for hardcore LISP programming. Check out other books too and read reviews and recommends online. There are probably some free LISP tutorials online as well.

---

Copyright 11/14/2002 Justin Coslor

2D Wireframe Digitization of Digital Images for Computer Vision

How would the orientation matching algorithm work in the first three methods? (See 11/14/2002 algorithm.)

Irregular objects:  
2D width match  
2D height match

Form a 2D square around the border of the object. Treat each pixel in the image as an independent pivot point. For each pixel, draw straight lines in a layer over top of the image at

every possible angle that intersect at the pivot point (all of which are as long as the longest dimensions of the image).

Measure how much of each line intersects with the object, especially where there are two or more adjacent pixels in a straight line. If you do this for all of the pixels you'll have a coordinate database of angles and lengths and start and end points or midpoints, which is very useful for forming groups by associating the lines in the image in various ways, such as: intersection, adjacency, parallelness, curvature template matching, and continuity of same line.

For some operations one can choose the line that intersects the longest distance across the object. This is the longest intersecting line from the current 2D perspective, whose midpoint is the pivot point. This is useful for the following: at each endpoint of the longest intersecting line draw a point. Draw a perpendicular line at each endpoint of the line. Start out with a perpendicular line from the known schematics, that is as long as the longest dimension of the object (at each endpoint), and make sure that the perpendicular lines' midpoints are centered on each endpoint.

Now form a box at each half of the object and reduce the width of the box until the outer edge touches the outside of the object. Do this for each of the two halves of the object.

Now you have a tightly fitting box around that particular 2D object in the image! The point of doing this is to be able to separate that object from the rest of the image, and also to figure out the object's actual perspective in the image, which can help at guessing 3D attributes. This object can now be put into an object catalog, each image of which can be rotated in 2D for matching against for doing approximative Bayesian pattern matching that incorporates rotation attempts. (See related diagrams from my handwritten journal.)

Now rotate this box and 2D image in the X,Y plane by N degrees about the pivot point until the box is perfectly vertical and horizontal on the screen.

Now you have the computer show a front view of the 3D object model so that you can rotate it forwards and backwards about the pivot point until you get the two positions that match the length of the 2D image. Compare the two lengths from the pivot point to the endpoints to find the longest or shortest line for comparison to decide which of the two 3D positions to choose.

For each of these two possible positions we now want to find the two positions in which the width matches by twisting the 3D object model, and comparing the widest or shortest half of the box to the 3D model's two possible width twistations to find out which width to choose.

Now you have the correct 3D perspective match of the 2D image and you know the movements necessary to re-orient the object in reality to the 0,0,0 position. So just have the robot do it and begin again with the next object, and the next, and the next, etc.

---

Copyright 11/14/2002 Justin Coslor

Computer Vision Thought

Build a little robot that can go around its environment and pick things up and study them as objects.

It would need to be able to categorize, visualize, contextualize, and use guess-work (heuristics) scientifically to discover each object's function, unique and generalized characteristics (size, weight, shape, color, physical flexibilities, bend points, and center of gravity), symmetries, associated objects (around what objects is it generally found and used with?), physics force vectors during use and storage (this much weight pushes on the floor at these surfaces (points of contact and interaction), material it is made out of (robot has a portable microscope to analyze materials and to identify the presence of cells), surface temperature (infrared vision module can help determine what objects are alive, very hot or cold, or how much hotter or colder they are than

the ambient room temperature), internal composition (sonar scanner with 3D computer optimization), and statistical analysis (out of all the times it has been recognized, what is the average context of objects & movements of it and the objects interacting with it?).

For a practical application, the robot would only need to recognize a few objects and be able to ignore all of the rest of what it sees so that it could focus just on what it needs to know and extract data needed to accomplish its goal. It will need to simplify what it sees so that it can quickly find what it is looking for. It should only store in its memory the things that it will use frequently.

It will frequently identify a few particular objects that are in different orientations. For this a simplified 3D wireframe model would be useful, also surface color(s) (optional), symmetries, and center of gravity, or handles for gripping on to (like symmetry lines).

Let's say you have a mechanical part and the vision system has a 3D wireframe model of its structure. The robot grips its handle or its center of gravity, picks it up, then figures out what orientation it is in. How does it figure out the orientation?

1. It could have touch sensors like a little pin board whose spring loaded pins reveal the shape (as a matrix of depths) while the robot holds the part. After the shape is recorded in that orientation, the vision system could match the shape to the 3D wireframe model and then tell the robot arm to rotate the part in the XYZ to get the part into 0,0,0 orientation so that it can be placed somewhere accurately and systematically.
2. It could scan the part with a wide laser range-finder, then match and reorient the part.
3. It could take a digital photo (CCD camera) of the part from 0,0,0 orientation then rotate the 3D computer model in the X,Y,Z until the part's current orientation matches, then use an optimized X,Y,Z rotation algorithm to find the shortest method of rotation to get from the original X,Y,Z orientation to the desired 0,0,0 orientation, then the robot arm would make that adjustment and place the part.
4. Use a part's tray with little wells to catch the parts as they are shaken across the tray (like on the SMART Cell manufacturing robotic system I use to work on at the CMU Robotics Institute years ago).

---

Copyright 8/7/2005 Justin Coslor  
Binary Space Partition Trees

I'm currently on page 17 of the book "Java 3D Programming" by Daniel Selman Copyright 2002, and it mentioned using binary space partition trees as a method of sorting relative positions of objects so that the objects don't need to be re-sorted when the viewpoint changes. It didn't explain how binary search partition trees work though I think it means forming a tree of nodes for each object, where each node represents a vertex on the object, and the vertexes are sorted by order of depth (layering). That way multiple objects can be compared by comparing their vertex depth, and when the perspective changes a different node on the depth trees becomes node #1, 2, 3, etc in terms of the layering.

---

Copyright 8/10/2005 Justin Coslor  
Data compression for 3D polygonal objects

What needs to happen to make 3D and Virtual Reality and Augmented Reality popular again is to have more software compatible with Google Earth (A geo-spacial imaging software that can be used for navigation --- which needs more functionality). But more importantly what needs to happen is to have software that is able to represent 3D models using hardly any data at all. Better 3D data compression is needed, possibly like that stegometry idea I had, where vertex

coordinate systems are represented as layered pictogram polygons (see the idea in my notes -- July 2005), where three linked polygons is a 3D point, or set of 3D points, such as an entire 3D object's vertexes -- the first polygon represents all of the X coordinates in a particular object. The second polygon represents all of the Y coordinates. The third polygon represents all of the Z coordinates successively, and form each pictogram polygon in a different color for each of the objects in the 3D scene. The whole thing is in the same base and on the same pictogram XY coordinate system. The whole thing can be represented as a tiny vector graphic such as a PNG file that represents an entire 3D rendered mathematical model/visualization, which is very easy bitwise map which translates directly into the 3D, so it'd be really fast for rendering each abstract pictogram map of the object's vertex coordinates. Also, no two pictogram polygon vertex pixels will fall on the same point in the pictogram as long as all objects' 3D vertexes are separated by one pixel or more in 3D space. This would be a highly compressed way to represent the spacial coordinates of all polygonal objects in a 3D scene, in the form of a tiny image file, and if you string together multiple pictogram image files into a sort of a video sequence, the objects in the scene could gradually move through 3D space sort of like a morph sequence, into the positioning registered by the second pictogram image file in the video sequence, etc. . .like a gif89 animation file, but as a vector graphics image. That would save a lot of processing power and representation space in recording and playing back 3D video sequences in virtual reality.

See my note from 6/13/2004 on information theory. In it I translated an old paradigm of information theory into terms of patterns in contexts. "If a set of contexts constitutes  $t$  bits of unique information, and the set of patterns that the contexts are based on contains less than  $t$  bits of unique information, then it is impossible to create those contexts from that set of patterns." Well, since coming up with this idea today about encoding 3D models, and the regular 2D steganometry version of it (see my other essay), I no longer believe that this paradigm is true in all cases (such as this one, for example), because it doesn't account for alternative perspectives of representation of information (of patterns in contexts) which are different and of different computational complexity, but are analogically equivalent.

---

Copyright 8/11/2005 Justin Coslor  
3D compression scheme

I've developed an alternative system of representing numbers (which represents them as pictograms), which I turned into an alternative method of representing 3D vertex coordinates of polygons. In it, each sequential group of three digits in the pictographic polygon representation represents the X coordinates for the vertexes from left to right, or the Y coordinates for the vertexes from top to bottom, or the Z coordinates for the vertexes from front to back. So in that way depth and ordering of the vertexes is very organized and the 3D scene can be drawn in layers very quickly from front to back so that it will be easy to see which vertexes can be skipped due to their being hidden around the backside of the object.

The three pictogram polygon numbers each get drawn in different colors in the vertex map, and the three polygon numbers gets parsed into either a set of X coordinates, a set of Y coordinates, or a set of Z coordinates as previously described, where each partition represents the three digit location of X, Y, or Z.

Probably what needs to happen as a next step is to make three coordinate buffers: one for the X axis, one for the Y axis, and one for the Z axis, and then copy the parsed sequences of groups of three sequential digits into these buffers. Then there will either be a fourth buffer that combines all of these numbers into a set of XYZ coordinates representing the vertexes of the 3D object, or else the computer will dynamically triangulate perspectives on the 3D object to be constructed, where each sequential list of dynamically combined XYZ vertex coordinates is generated from left to right, top to down, front to back, based on a projection of an angular viewpoint of the original orientation of the X, Y, and Z coordinate lists. That is how re-orientations of perspectives get generated. If a polygonal pictogram is to be built for each perspective, then the polygon points in the pictogram can just be combined one column at a time for the X, Y, and Z vertex polygons (in groups of 3 pixel column places on the pictogram's X axis), then the vertexes just get placed on the 3D grid, and lines get drawn between their boundary shells as a wireframe and skins get applied.

If you wanted to get really simple you don't even have to use pixels, you can just make an XY array of 1's and 0's, and have it 9 or so digits high in the Y axis ( $2^9$ ), and as long in the X axis as necessary, and every group of N binary digits horizontally gets multiplied by the level it's on in the Y axis to give you a set of sequential X coordinates for vertexes of the object in the 3D space, and in do the same in another XY array for mapping the 3D object's vertexes' Y coordinates, and do the same in another XY array for mapping the 3D objects' vertexes' Z coordinates. Then an XYZ vertex coordinate list gets dynamically generated for each perspective of this vertex arrangement that gets requested. That's how to make an object's vertex map in binary rather than pixels.

Also, hierarchical representation can be applied to generating different 3D perspective's projection calculations. By putting the coordinates in terms of hierarchical representation (as described in previous essays), calculations can proceed much more quickly than normal since it speeds up arithmetic by chunking the calculations into their highest powers of 2 (which the computer can calculate in one clock-cycle), times a multiplier, plus or minus an offset, which can also be chunked similarly if it is large. That would speed up 3D rendering of video sequences dramatically.

This is the format that I want to encode the vertex maps of objects in the visual dictionary I intend to build, and I intend to systematically and axiomatically categorize the visual objects in terms of qualitative and quantitative properties, and cross reference each object to a linguistic encyclopedia, thesaurus, and dictionary. Most of this work will be automated.

---

Copyright 10/21/2002 Justin Coslor

Thoughts on Computer Vision: 2D Snapshot to 3D Wireframe

The Process:

Open image

Identify edges of objects

Identify symmetries

Identify duplicate objects in different configurations to fill in holes in that kind of object throughout.

3D Clues:

Straight lines

Corners and intersection points

Arcs

Complex areas: generalize areas such as wrinkles in fabric, or limbs on a plant, or grass (or just generalize by color).

Random or repeating texture on flat or curved surfaces can also give clues.

Guess at 2D perspective.

Rotate perspective to rectilinear\*.

Guess at hidden areas by filling in holes.

Rotate to top perspective, and guess at holes.

Rotate to side 1 (\*see diagrams) perspective, guess at holes.

Rotate to side 2 perspective, guess at holes.

Build 3D wireframe.

Of any 2D picture you basically can see three sides of a cube, and may have to guess at the other three sides. It's important to note distorted areas and account for that in the image processing and representation.

---

Copyright 9/29/2002 Justin Coslor

## Computer Vision Thoughts

Classify an object's parts by first cataloging unknown details.

1. Catalog details
2. Catalog association of details
  - a. by position
  - b. by range of motion
  - c. by flexible areas of topography)
3. Catalog repeat patterns. Gage size and distance by resolution of a known calibration point, or guess. Do so without having to use active sensing such as radar, laser range-finders, etc.

Scale images down to the lowest resolution possible while still being able to extract geometric information of a reasonable precision.

Write "3D shape-guessing software" that guesses the 3D shape (generalized topography) of objects in a 2D image. It could guess at the dimensions it could not see, and could not change the perspective to any possible side or angle. I know this already exists, but where, and for how much, and is it available anywhere as free open-source software?

It could progressively assimilate more complete mappings of objects in view as you feed it more images of the scene or similar scenes.

---

10/21/2002 Justin Coslor

Imaginative new perspectives on famous artworks.

Do a painting of Leonardo DaVinci painting the Mona Lisa in the same style and colors as his painting except from a different view point of perspective. Study his self portraits and guess at the unknown details.

Do a whole series of paintings of famous artwork scenes but from different perspectives in those same scenes as the originals. All in the same style and colors.

---

Copyright 10/01/2002 Justin Coslor

More thoughts on my Thermoelectric Generator Cloth invention

1. Similar to an inverse Peltier junction
2. Could be embedded in hot ceramic resistors to recover thermal energy. It could be used to capture lost heat in electronic circuitry, such as in transistor heat-sinks. It might need a regulator circuit (which could be embedded on a single chip) to charge a battery or make use of the electricity directly for non-critical functions in various circuits.

It could be used in cars, on the under side of the hood and inside of the radiator, and on the exhaust manifold.

it could be used to line hot-air balloons if made thin enough.

It could be used in nuclear power plants

It could be wrapped around radioactive hot rocks for use in space.

It could be made out of:

1. metallic powder composites,
2. electroplated wire that can be woven into a fabric before or after being electroplated.
3. woven dissimilar metal wire.

Inventions:

T.E.G. cloth,

PDA OCR hand-scanner software

Dremel CNC robotic arm and robotic clamp U CAD/CAM interface software.

---

Copyright 10/16/2002 Justin Coslor

Inventory of revolutionary inventions that I've invented (but not built) up to this date:

1. Thermo-Electric Generator Cloth
2. Sine Spiral Graphing for Circular and Complex Motion
3. Conical Orbit Graphing for Satellite Path Visualization and Analysis
4. Dremel CNC Robot (suitcase sized)  
"Hands Building Hands" robotic assembly system and haptics interface
5. Library PDA + Hand Scanner Optical Character Recognition Portable Digitizing System (A software that could be checked out temporarily from every library in the world.
6. New Kind of Cheap Laser-Rangefinder System (use not yet known)...laser range-finders are normally very expensive.

2/25/2005 Update: I've since invented a new kind of solid-state crystalline shadow-growth computer memory device that has no moving parts, that my new kind of laser-rangefinder would be perfect for accessing and writing the data to.

---

6/18/2005 Justin Coslor

Puzzles

There needs to be more geometric puzzles that people can fiddle with with their hands while they talk or drink coffee. Some could be games. A coffee shop could have a tough puzzle or a riddle that they could have for people to try, where they have to buy a cup of coffee to try it, and if they solve it they'd get a free cup of coffee.

---

6/19/2005 Justin Coslor

World medicine

Have a worldwide franchise of hydroponic greenhouses stocked full of medicinal plants. Put one or more in every town and in each one there'd also be a laboratory and clinic, similar to how they do in China, but using plants from all over the world. The clinic would be a front-end for a vast computer medicinal expert system artificial intelligence, and have a fast full-body scanner in each one to model their body in 3D for closer inspection. Have a ridiculous amount of data storage capacity, memory, and computational power, and have a laser surgery machine and blood analysis equipment, etc. Combine Western Medicine with Naturopathy, Homeopathy, Accupuncture, Chinese Herbal Medicine, Native American remedies, Aruveydic medicine, and South-American Shamantic and Russian (Shamantic and modern) medicine, and ignore smug know-it-all healer wanna-be's. Medicine goes part of the way, belief accounts for 40% of healing (according to scientists), and the rest is basically a gift from God. Do everything possible in the best possible way and constantly improve all areas. Also have spiritual/energy healers if you can find good ones or manage to train them. The fee should be a sliding scale based on a percentage of income, and have payment plans, which can be partially paid by working in the greenhouse, lab, or clinic.

---

-----

## Book V: Philosophy & Quotes

---

Copyright 5/15/2005 Justin Coslor

Some topics I like that I think can really help people and the world:

I like to study virtue, but I don't necessarily believe in ritual. It is disturbing when there are rigid thinkers telling people what to do and think rather than positive possibility thinkers inspiring people to understand how to be able to appreciate ways of life that are beneficial and fair for all.

I like to study logic, particularly epistemology, as it is at the foundation of everything.

I like creating multi-purpose adaptable tools, conceptually, mathematically, and eventually physically, because they add abilities, perspectives, methods, save time and effort, and in doing so they help people. That is why I like robotics, intelligent agents on a software grid, math formulas, mental machinery, and powerful concepts.

I like psychological enhancement, to get rid of cognitive dissonance, self-defeating thinking patterns, bad habits, and to train new skills. Psychology can optimize knowledge bases by gaining new perspectives that can be used as useful ways to search your memory, store new memories associatively, and for recombining data from your memory to develop new and better understanding, as well as enhancing your perception and awareness by knowing what to look for and by being aware of areas and topics and things and relations and operations and systems that might normally be overlooked. Psychology can help increase intelligence (reasoning ability), hope, motivation, incentive; clarify and harmonize expectations and emotions, and improve interpersonal relationships and communication.

---

7/18/2005 Justin Coslor

Applied Spirituality

Applied spirituality is very much like the axiomatic deductive reasoning system in logic, because each person believes in a set of spiritual axioms which shape their perceptions and interpretations, decisions, and judgments, as they progressively shape and adapt to modifiable and uncontrollable realities in their temporal collection of experiences, memories, simulations, and navigations; both physical and perceptual. Spirituality is mostly perceptual navigation through modes of awareness and conceptual evolution: of concepts that remain true when perceived of from any level of awareness. If concepts remain true through different modes of awareness, then the truth is metaphoric. Many spiritual truths are metaphoric, analogically, across contexts.

---

Copyright 6/20/2005 Justin Coslor

A dream I had

A few months ago I had this very interesting dream where I was hiking to a holy place with some friends and when we reached the ancient sanctuary/shrine we removed several stone/nanotechnology cases, each one containing a sample of the original strain of some grain and grain-like foods: corn, wheat, flax, oat, homany, garbanzo beans, etc. They were each in their own cryogenic case and we couldn't carry all of them and dropped some on the trail down the mountainside because they were heavy and bulky. We were carrying them back to base camp. The food samples in each case were millions of years old, yet still fresh and alive, ready for planting. After we got them back to camp we got inside some kind of space craft and traveled through time to a period of civilization where these plants were wiped out by genetic engineering and plant plagues, and we planted them there. Note, we didn't manage to get all of them there because we dropped some down the mountainside and there was great urgency, but we got most of them to their destination. Then we traveled back home in the ship, and the pilots took off and this glowing ghostly time-travelling dragon-like god or alien or something thanked us and it vanished up into the sky. We returned the remaining cases too before we got home. I think we



had to travel way back in time to get those samples, then went way into the future, then went back to our original time. It was a really neat dream. That dragon-being could shape-shift too, and was very powerful, and I remember it being in another one of my dreams which I can't remember right now.

---

Copyright 6/14/2005 Justin Coslor  
The Dreamworld

The worth of the mind is not its mundane existence in the waking world (which is really the sleeping world -- a world people imprisoned by limitations and thoughtless recursions); the true worth of the mind is in the dream world, where there are unimaginable possibilities manifesting together from parallel universes, past and future, often meaningfully, as if communicated by higher powers for self discovery, experimentation, and exploration of universal truths, with many teachers, friends, lovers, and monsters interacting beyond our control. Dreaming is not about controlling others or characters in the dreams, it's about what we actually decide to do when placed in bizarre situations. There need not be any purpose, but only to experience new forms of perception and interaction. Sometimes it's merely rest, but when our brain is activated fully on during R.E.M. sleep, our mental frequencies, the time-frames of our cognition system, can resonate at higher vibrations so that we can temporarily merge our consciousness with higher dimensional planes where big ideas are anchor points in temporal constructs, and we might share a moment with some advanced beings, or meet some dead relatives who have resonated out of their bodies. There might be portals to any moment or place in existence on higher vibrational time-frames, where we are just a cup of espresso away from Nirvana (or a R.E.M. siesta rather).

High activation,  
Time dilation,  
Quite a sensation,  
Deep contemplation.

---

7/5/2005 Justin Coslor  
"Violence is not the way to anything but hell."

---

8/10/2005 Justin Coslor  
The Philosophy of Nuclear War

The philosophy of nuclear war is that "If I can't have my way during my four year reign of leadership, then I'm going to make the world a radioactive waste dump for the next 50,000 years." Now that's selfish.

---

Copyright 6/23/2005 Justin Coslor  
Bubble Quote

"You're either in a bubble or a cage."

---

6/20/2005 Justin Coslor  
The Future

Maybe I should try inventing some new traditions. . . They could be fun yet practical, and totally unenforcible. . . Like having a good stretch every morning and evening, planting a tree every year, and a garden if possible, mailing your old outdated consumer products to some poor 3rd world country family, writing a poem every time something special happens, writing your own book of prayers without crusading them about, saving a percentage of your income, spending time each week in the reference section of the library, not ever being violent under any circumstances,

manufacturing some of the things you need and use by hand, etc.

Maybe make some good traditions of your own that'll come in handy in the oncoming ice-age that we're long overdue for. . .global warming has bought us a little bit of extra time before the poles flip and giant icebergs ravage the landscape and dot the oceans south of the Arctic Circle and enormous mountains will rise up in Antarctica and around the tectonic plates, which will scoot around some, setting off volcanic eruptions all around the ring of fire around the world, probably earthquakes too occasionally, as always. Ask your local scientist. Whatever, have a cup of coffee and build yourself a bomb shelter. Good manners were invented for when times get tough. Be polite, honest, humble, and compassionate to everyone. Always. Adapt.

-- Justin Coslor

---

Copyright 7/7/2005 Justin Coslor  
Homo-Sapien Evolution

Maybe mankind evolved into the standing upright posture because females have always generally preferred taller males to shorter ones, since standing upright makes the male appear taller and thus bigger and more capable of hunting and gathering and protecting the females and young.

---

Copyright 6/13/2005 Justin Coslor  
Prizes

When people go from one kind of high or treat to another in life, they keep on going despite any lows or mishaps that happen in between, unless the mishaps convince the person that the whole chase just isn't worth going playing anymore, in which they either commit suicide, change their lifestyle, or get into psychiatric treatment. I believe that suicide is murder, and I refuse to be a murderer under any circumstances. In other situations, such as in the case of the soldier's myth of "kill or be killed", I believe that in the long run it's better to die than to take the life of another.

---

Copyright 6/7/2005 Justin Coslor  
Interconnected Galaxies

Paper topic/abstract:

(I don't know if this theory already exists or how to test it, but I do know that it works on a small scale, which is the whole basis for instantaneous communication devices).

Large scale quantum-tunneling between the centers of the galaxies in the universe as part of post-big-bang super-symmetric inverse quantum string theory, but on a very large scale. If space holds a compression, the closer to the center of a galaxy you go the deeper the rabbit hole gets. In other words you can get to any other galaxy by going through the tunnel in the center of the galaxy, which connects to the center of the universe, where you can then just go down one of the tunnels leading in the direction of one of the other galaxies. The next step after that is to figure out how to access the network that links other plurality bubbles (other universes), if such a network on that scale exists within the Monality superstructure (the ordinal of existence) somehow.

---

Copyright 6/9/2005 Justin Coslor  
Stargate

Bubbles form in infinite One,  
compressions of space, an infinite none.  
Partitions of One spiral through the none,  
A cosmic explosion, birthed zillions of suns.  
Galactic shrapnel, each center a gate  
through time to the origin of infinite fates.

The inverse symmetries tunneled connections innate,  
from center to Hub to center stargate.

---

Copyright 5/31/2005 Justin Coslor  
Freedom in Sleep

Let all of the pain  
Just wash away  
With the tides of breath.  
Submitting to the will of the Universe,  
I accept what is  
In life and love --  
But hope for what can be.

---

5/29/2005 Justin Coslor  
Good Thinking V.S. Flawed Thinking

The true crux of the eternal battle between the actions and ideals of good versus the propagation of that which is not, is long-term thinking V.S. short-term thinking.

If everyone thought on an extremely long time-frame in their decision making (thus giving up the applicability of the self, i.e. selflessness), past their own lifetime to far future generations ahead, beyond all applicability, their decisions would be geared towards the sustainable support of symbiotic life of all forms, especially friendly highly intelligent life, and well-meaning respect for life forms that are on different paths.

Short-term thinking is flawed, and it paves the way for more flawed thinking.

---

Copyright 2/19/2005 Justin Coslor  
Hollywood Quote

Hollywood is very dangerous. They literally "program" people's beliefs, intentions, expectations, and goals.

---

11/11/2004 Justin Coslor  
Do magnets affect time?

Time is probably relative to the kinds of motion that a person or object is doing in physical and Platonic space because time is a function of motion.

I know that when I get inside a Magnetic Resonance Imaging tube, the powerful superconducting magnets make it feel like time slows down temporarily, and I can feel the Earth turn under me. It's a little disorienting.

---

Measuring Progress

11/8/2004  
A person's progress is best measured recursively.  
11/11/2004  
Often over several lifetimes.

---

10/28/2004 Justin Coslor

## Expectations

People's expectations need to be made more pliable and common belief of what is truly important (such as self-mastery and preventing neglect) need to be re-evaluated.

---

10/27/2004 Justin Coslor  
New Logic Operators

Some kinds of logic use the relations "AND", "OR", "NOT"; but maybe we could make forms of logic that use the operators "UM", "ER", "UH", "AHA!", "AWE".

Example: 10 UH 10 UH 10 UH, ER, UM, 101010 AHA! 1110 AWE.

---

10/12/2004 Justin Coslor  
Motion

Motion is the transposition of location from one configuration to another. Time is a function of motion.

10/28/2004 Justin Coslor

Time is only perceptible from a 3rd person perspective on motion, where the observer's motion is not in parallel to the motion (transpositions) of the locations (states, set theoretic configurations) being observed.

---

1/7/2004 Justin Coslor

Notes on the book "Connections: The Geometric Bridge Between Art & Science"

(this book is about Design Science)

Pg. 1.

All good design should have:

1. Repetition - some patterns should repeat continuously.
2. Harmony - parts should fit together.
3. Variety - it should be non-monotonous (not completely predictable).

-----  
1/10/2005 Notes on the book Telepathy and the Etheric Vehicle by Alice A. Bailey

page 13:

1. Telepathic communication is

- a. Between soul and mind
- b. Between soul, mind, and brain

This is as far as interior individual development is concerned.

2. When it is found between individuals, telepathic communication is

- a. Between soul and soul.
- b. Between mind and mind.
- c. Between solar plexus and solar plexus, and therefore purely emotional.
- d. Between all three of these aspects of energy simultaneously, in the case of very advanced people.

3. Telepathic communication is also:

- a. Between a Master and His disciples or disciple.
- b. Between a Master and His group, and a group or groups of sensitives and aspirants on the physical plane.
- c. Between subjective and objective groups.

d. Between the occult Hierarchy and groups of disciples on the physical plane. Occult literally means "hidden." Gnosis means "hidden knowledge."

e. Between the Hierarchy and the New Group of world Servers in order to reach humanity and lift it nearer the goal.

Page 3:

There is a group of Thinkers that falls into the seven main divisions and is presided over by three great Lives or super-conscious Entities:

the Manu, the Christ, and the Mahachohan. They work primarily by influencing the minds of the Adepts and the initiates, who then influence the disciples of the world, and these disciples each in his own place and on his own responsibility work out their concept of the plan and seek to give expression to it as far as possible.

Page 5:

1. Telepathy is possible through omnipresence.
2. The interplay of many minds produces a unity of thought which is powerful enough to be recognized by the brain.

Page 14:

1. Instinctual telepathy
2. Mental telepathy
3. Intuitional telepathy

1. Initiating agent // communicator // the Knower (Described in books such as the Bhagavad Gita)
  2. Recipient // communicant // the Known
  3. Medium // communication // the Field of Knowledge.
- 

10/02/2002 Justin Coslor

On the outer walls of the main branch of the Carnegie Library of Pittsburgh it says:

Carnegie Library of Pittsburgh - Free to the people

The following names carved into the stonework:

Homer, Herodotus, Cicero  
Virgil, Chaucer, Tasso  
Shakespeare, Jonson, Milton  
Moliere, Pope, Voltaire

Goldsmith, Goethe, Scott  
Irving, Macaulay, Longfellow  
Emerson, Lowell, Thackeray  
Dickens, Hawthorne, Tennyson

Leonardo, Raphael Michaelangelo, Titian  
Copernicus, Galileo, Kepler, Newton  
Buffon, Galvani, Herschel, Laplace  
Rumford, Fulton, Watt, Stephenson  
Pythagorus, Aristotle

---

12/3/2004 Justin Coslor

## The Soul

The Soul is the intelligent Agent personified by the Mind and identified by the body, which holds the record and vectors of intentions and actions and reactions (reactions are caused by expectations) throughout the solitudal and multi-bodied interactions of one's life stages and configurations along growth paths of progression, discovery, exploration, experience, and recursions in finite and universal contexts.

## The Soul

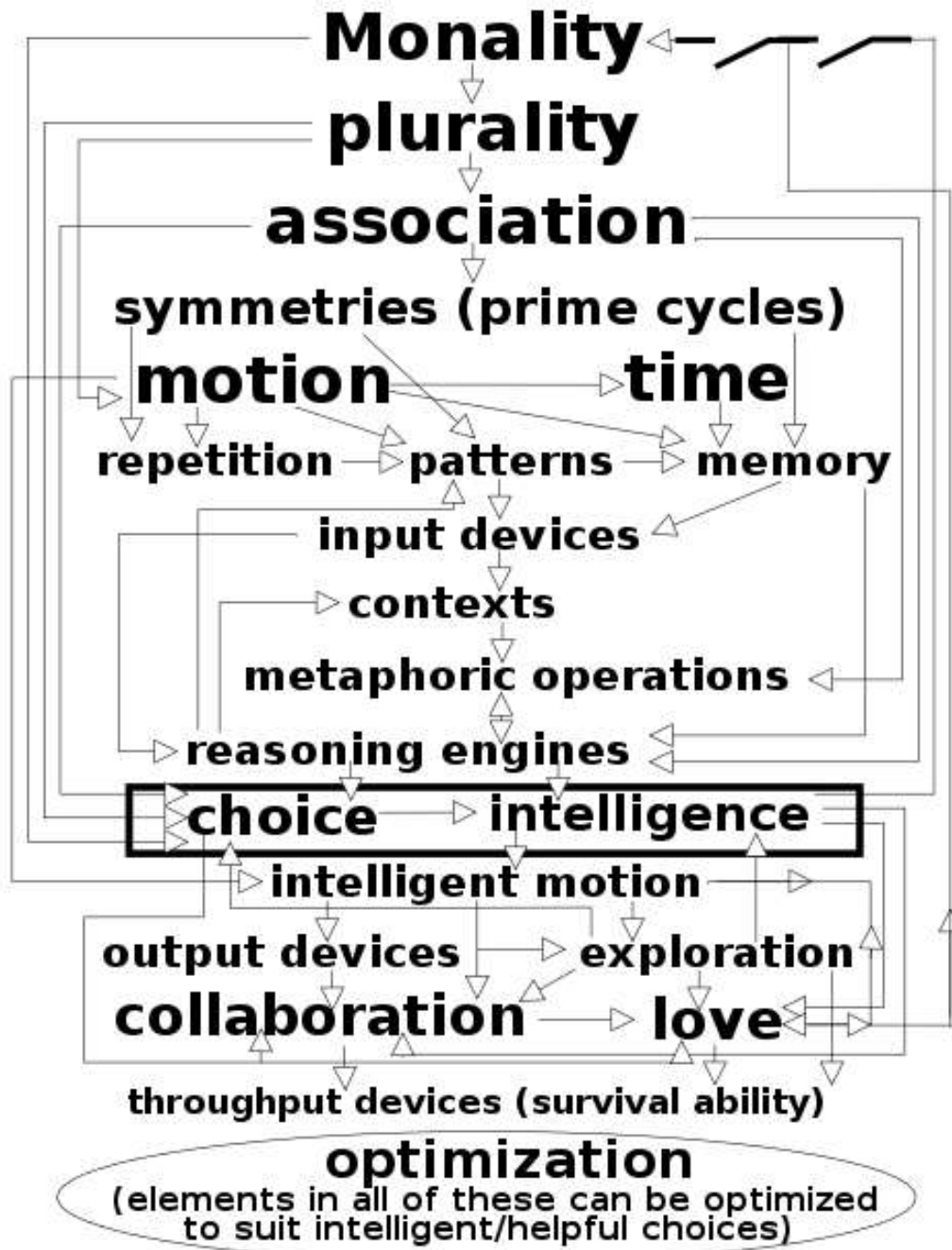
The Soul is the intelligent Agent personified by the Mind and identified by the body, which holds the record and vectors of intentions and actions and reactions (reactions are caused by expectations) throughout the solitudal and multi-bodied interactions of one's life stages and configurations along growth paths of progression, discovery, exploration, experience, and recursions in finite and universal contexts.

Justin Coslor 12/3/2004

---

---

*One possible order of developments leading up to friendly intelligence:*



Justin Coslor 8/16/2004

NOT COPYRIGHT, FREE FOR UNLIMITED USE  
 6/5/2005 Justin Coslor  
 Monality and Plurality

In the diagram I drew in 2004 about "One Possible Order Of The Development of Friendly Intelligence", the concept of Monality is the Realm of God, and plurality is the realm of lesser gods

(as subsets, or rather partitions of Monality). Monality is infinite oneness; it's all pure energy without space or partitions. It's ultimate interconnectivity, and is the Hub and Vessel of everything. Throw in some partitions or space and you have plurality, which is differentiation and multiplicity. Plurality exists as a network of bubbles inside Monality, each one containing infrastructure that is made of partitions of Monality. God and gods are Intelligences, capable of creating, destroying, harmonizing, and experimenting through any level of plurality through the medium of the Monality of their existence. Probably a lot more too. Location and size are mere variables of ideas and are only comparisons between some perspectives.

---

Justin Coslor

Friday, November 12, 2004

Life Rule of Thumb :: Love and Forgiveness

Current mood: thoughtful

Life Rule of Thumb

This rule of thumb is as true for life in general as it is for medicine:

1. First, do no harm.
2. Next, take the route that will do the most good in the long term. (Always assume there's going to be a long term. Just think cosmic. Look up into the sky and wonder, and stay positive.)
3. If things aren't currently working, search for more possibilities, ask for help, and figure out why. Meditate on it. Deep Prayer is a form of Meditation that works and can be utilized to help understand things. Science is good too. Like for carefully perceiving, finding, and manipulating the building blocks of translatable, augmentable, and adaptable patterns in contexts.

Also, pass on well-intended strategies that work.

Also, don't ever use religion as an excuse to treat people, anyone, or anybody badly.

-----  
Love and Forgiveness

Typed with additions: 5/1/04 11:10 A.M., and 9/25/2004.

Written by hand: 2/29/2004

This is Copyright 2/29/2004 by me, but you are free to distribute this text online under the license of The GNU Public License Agreement (GPL), as long as you include this URL in the space below, and comply with the GNU Public License Agreement (GPL). I'll probably publish it in a book at some point, so I reserve the paperback and hardback book publishing rights for this original document. 50 percent or more of the proceeds from any booklet, brochure, magazine article, newspaper article, or any other kind of non-online printing that comes out of this must go to charity. (Read about the GPL license on the <http://www.gnu.org> website for terms of online redistribution and augmentation.)

-----  
<http://www.myspace.com/index.cfm?fuseaction=user.viewProfile&friendID=141380>

aka: [http://myspace.com/dr\\_octo](http://myspace.com/dr_octo)

-----  
Metaphors are geometrical, in a sense, that is to say they follow mathematical geometries. That is to say, metaphors can be thought of in terms of geometrical patterns and systems.

-----  
Clairvoyance is the ability to see patterns within unknown contexts, where the patterns' contexts contain unknown variables. That is what makes the contexts unknown.

-----



The opposite of love is not hate. The opposite of love is doubt. Hate is a subset of fear. Fear is a subset of doubt. Fear comes from a doubt in one's expectations of something, or a doubt in the position of a game theoretic situation. Anger is a subset of fear in some cases because it comes from fear of the unknown or fear of one's own doubt. In other cases anger is a reaction to disrespect, where one fears that another does not respect them (or fears that another does not respect themselves or others), and thus does not love or appreciate them, (love and appreciation are the same thing, but in varying degrees and ways) because disrespect is rooted in doubt and is sometimes also linked to fear. One may not have to appreciate or love something to respect it, but in order to love certain qualities of something, one must be able to appreciate those qualities (often through understanding more about them, that's why understanding of good qualities enhances our ability to recognize and appreciate them in others (and even learn to find them in ourselves)), though what is good for one person is not necessarily good or as good for another person). We all live different versions of the same basic life.

Forgiveness is the permanent action (and decision) of not being angry at someone (including oneself). In other words, forgiveness is the forgetting of the painful emotions and judgments brought about by the misdeeds, and re-framing the memory of the actions themselves into a more understanding context. A key component of the forgiveness mechanism is NOT HOLDING A GRUDGE, and adapting ones' own perceptual model to make true forgiveness possible, and this character-building adaptation is a form of positive growth, and the adaptation is a virtuous act in itself. Unforgivingness and unforgiving attitudes create unbounded hostility that blocks the flow of love, and prevents the healing process from balancing and proceeding. The intention of forgiveness is to erase hostilities, and enhance the flow of love.

The old saying "Forgive & Forget" should be "Forgive, Adapt, and Forget". Part of forgiveness is acceptance for what is, and faith in what can be. When a person adapts, it is usually much easier to avoid conflict and mishap. Repentance on the other's part often feels like it is necessary, but repentance takes time and gradual rebuilding of trust (trust being the foundation of love), though forgiveness on the victim's part can help motivate the other person to repent through natural guilt motivation.

Forgiving without negative reaction or provocation, subconsciously tells the offender that you care about them on a spiritual level regardless of what they have done to you (that is to say, forgiving them on a very deep and personal level, which for the moment brings you as close to them as someone they care dearly about), and that often makes them feel as bad about hurting you as they would about hurting someone they care deeply about -as someone who would be capable of understanding them as a person. At the end of the day, we're all just people. The closeness is temporal, but the memory of the virtuous act will stick with them and slowly spiritually guide them towards positive change. These efforts are progressive and lead towards changing them into a person who is worthy of such forgiveness.

A superficial forgiveness act can be as simple as shrugging something off instead of placing high priority on your temporally disrupted sense of trust. The state of one's sense of trust in a person or group or situation is a major source of emotional emanations, and events can be looked at simply as information (as the Stoics taught). Once learned, the skill of forgiveness is so powerful that it can shine as the most defining element of one's spirit.

When people don't know how to live well, or intensely and deeply why, or what's going on, then all they can be expected to do is make mistakes. And as a result, people needlessly suffer and cause unnecessary suffering, due to their lack of well-intended in-depth questioning. It's imperative that everyone ask the hard questions, and constantly delve into critical thinking, so that they can actively seek and find those profound answers sufficiently. In-depth questioning and intelligent humble search yields the path of the ultimate quest: to find the ways of life. That's why enlightenment is such a high priority, because the enlightened can help to shape the universe lovingly. Love and Logic (especially wise loving logic), are the greatest of Lore. They are the primary operators of Truth through the medium of experience.

Respect is acceptance for what is. Repentance is a changing of one's ways to that which is loving and harmonious, or at least respectful. Love and forgiveness heals spiritual wounds. Unconditional love requires unconditional appreciation for some qualities of someone or something, even if it's just the quality that they appreciate you unconditionally. I believe that it is everyone's obligation in life to know themselves and learn about who they are, and as Mahatma Gandhi's nephew once said, "become the truth that you seek". It is also important to have acceptance for the parts that you don't love so much, and to try to have unconditional forgiveness for any and all misdeeds and negative events of the past. This feat is possible if a person knows themselves well. Know all the good that you can possibly know, and you'll be well on your way towards doing good and living well.

So the big question is: "Should forgiveness be dependent on repentance (thus dependent on personal growth)?" The Prophetic Christ Messiah, Rabbi Jesus of Nazareth, Israel, commanded (nearly 2000 years ago), that we forgive so that we may be forgiven by God. Yet despite the obvious disadvantages, many sects of the Jewish and Islamic faiths have stuck with the "eye for an eye, tooth for a tooth" philosophy for thousands of years. Though too many so-called "Christians" have done no better in wartime as well as on a day-today basis. So many people unfortunately cling to fading allusions of purity, righteousness, and belief in the rite to avenge (the rite of revenge), as an excuse to treat each other badly (including their own people) and murder each other in "wars". I don't care how people try to justify it, or what kind of merit badges they hand out; killing people is murder, any way you look at it, and in every situation, killing people is murder. It is so painfully obvious that the only true sanctuary and justice is through selfless virtue, which is only attainable on an individual level, and discovering that paradise is within oneself, not in their surroundings, but in the nature of their connection to the universe itself. The world is long overdue for an update by advanced beings, since it seems to be currently controlled by the manipulative misinforming public media, the individual egos of various predatory authority figures, and a minority of rich nonelect. Let's work together to make the world a better place, and to lay stable foundations for the sustainability of future generations on Earth.

-----

-----

Violence is not the way, and two wrongs do not make a right. Oh, btw, most of the Gospels written about Jesus were either burned or rewritten by the Cathars, er, I mean the Catholic Church...So don't assume that you know what true Christianity is all about unless

you're a psychic metaphysician or something. Regardless of whether or not you feel the need for a messiah, or believe in the concept of one, there's a lot of useful wisdom in scripture from many religions and meditations, and that's what's most important. Nobody is perfect, since life is an interconnected cyclic progression; and nobody is 100 percent correct about everything, since all perspectives are but an approximation of the whole Truth; but the gems shine through, and can be learned. There have been prophets living on the Earth at all times in human history, whether or not people notice them, and regardless of which path to God the people and the prophets themselves choose to take or acknowledge.

Nobody is inherently better than anybody else under God, because a person can only truly be compared to themselves, and a person's progress is best measured recursively, often over several lifetimes.

We must all be humble. Virtue is a gift of intelligent choice that one decides to give to themselves. It cannot be bought, it cannot be sold, and it certainly cannot be handed down, but can merely be laid out in part by example and through education of good wisdom, as an option to consider for oneself. Some ways just work better than others, and of the ways that work, some ways work better than other ways for certain people. People eventually figure out the ways that support life (hopefully), often with a little help from a friend.

The gist of the Creation V.S. Evolution debate to me is that creation implies genetic engineering, whereas evolution implies natural selection over long periods of time. Either way, it's survival of the fittest, but genetic engineering is largely based on the genetic expression of traits that arose through natural selection, that have then been pieced together to make a hybrid life-form. I believe that both occurred in our development. People often are too concerned with their physical forms, as opposed to their spiritual progress, and this debate is a perfect example. Reincarnation does occur until the end-time, however nobody knows when that may be, or even whether or not they will be granted a chance to reincarnate.

-----  
A wise man once wrote "There are three things you need to be happy in life: Something to do, Someone to love, and Something to look forward to."

---

Justin Coslor

04/24/2005

More thoughts on the philosophy of love...

"Doubt not, and your love will be unconditional."

---

Excerpts from Justin's Journal

4/8/2004

In any complex situation, I think this is a good rule to stick to:

Prepare for the worst,

Hope for the best,

Allow plenty of room for the unexpected, and

Know what to do next.

5/5/2004

Almost any given moment can be a decision point, and at every waking moment we are subconsciously and/or consciously either acting out old intentions, or enacting new intentions. It is

very important to be mindful of our intentions in stressful situations, and not to allow our subconscious (or conscious) intentions to in any way hinder or suppress the free will of others. It is also important to nurture good intent in ourselves and others, and to consciously guide the focus back into the range of good intent whenever it gets very far off track. Positive thinking goes a long way, but it should always be coupled with good intent towards all parties in order to solve problems in the long run. Positive thinking + good intent = answers.

-Justin Coslor

---

8/7/2005 Justin Coslor  
Appreciation

We need to try to be worthy of all of the effort that God went to to create us and to allow us to exist in His universe. The universe is an unfathomably gigantic and mostly empty space (on this vibrational plane of time/motion), full of ridiculously powerful forces and chaos, and the best that we can hope for is the sustainable evolution of symbiotic life, and to make friends along the way.

8/8/2005

Eventually everyone will be as smart as the geniuses of today, and much smarter as we evolve together in many ways.

8/8/2005

Humans have only been around for a minuscule fraction of the time-line of life on Earth, and as such we're still an unproven and rather experimental form of life, but we have a lot of potential and a long way to go.

---

4/30/2005 Justin Coslor

Paper topic:

Ways to heighten interest and ways of inspiring motivation.

-->

Re-map expectations

Dangle a carrot over core knowledge bases

Be friendly, helpful, and set a good example.

Support eternal questioning, but not eternal doubting.

Inquiry needs to be free of judgments and rigidity. Perspective is retrospective.

Truth is found as patterns in contexts.

Motivation is a balance of hope and incentive.

Keep values in mind and alive; meaning value all seekers of truth, the journey, the accomplishments and milestones, and the lessons learned preemptively and from mistakes and hardship of chance.

Add more later. . . write a paper.

5/1/2005 -->

The purpose of life is to survive and evolve, but the higher purpose of life is to find and share appreciation. To appreciate and to be appreciated, to find and share insight: that is the basis of value.

---

1-16-2005 Justin Coslor

Here's one of my philosophies:

"Motivation is dependent on inspiration, hope of success, and incentive to do whatever there is to be done."

---

11-24-2003 Justin Coslor.  
Information Theory Quote

"Information is a symphony of symbolism and symmetry."

---

Perls of wisdom strung in a ring,  
tossed in the sky,  
away they fly.

Copyright Justin Coslor 1-19-2005

---

---

#### Resume:

Justin M. Coslor  
2123 Shady Ave., Apt. 4A  
Pittsburgh, PA 15217  
(412) 521-0976  
JustinCoslor@gmail.com

#### Education:

- Sedro-Woolley High School - Graduated 1998, GPA 3.89, skipped 1 year.
- Skagit Valley Community College - Electronics Fundamentals - 1995
- Carnegie Mellon University - Completed about one semester, in 1997-1998. (I had some medical obstacles while at CMU that held me back.)  
CMU courses completed: English, Math in Context (Philosophy Dept. freshman survey course), introductory Statistics, introductory Psychology, Calculus, Computer Skills Workshop.
- South Seattle Community College - Technical Writing, TIG Welding - 1999

#### Work Experience:

- K-Mart - Consumer Electronics Dept. Cashier - 1997
- CMU Alumni House - Telephone Fund-raiser (Work-Study Job) - 1998
- CMU Dept. of Computer Science - Troubleshooting a robotic cassette player manufacturing system (Work-Study Job) - 1998
- Kelly Temporary Services - Temp Jobs in Seattle - 1999
- CMU Housing Dept. - Desk Attendant (Work-Study Job) - 1999
- CMU Dept. of Computer Science - Volunteer - Assisted in mechanical fabrication and design of a pre-prototype mock-up of a robotic ice-drilling lunar rover - 2000
- Manpower Temporary Services - Temp Jobs in Seattle - 2000
- Jewish Community Center - Cashier - Cafe J Snack Shop - 2003
- The Home Outlet Hardware Store - Customer Service, Sales Cashier, Key-making, and Computer Repairman - 2003-2004

#### Skills:

I have primarily computer skills, writing skills, and shop skills.

My computer experience includes some Mac Skills, strong Microsoft Windows Skills, some Linux Skills, and some HTML. I know how to install hardware and software, and how to update device drivers from Online sources. I'm excellent at corresponding remotely via email. I learn new software applications very quickly. I have excellent Online price comparison

shopping skills, and excellent Online research skills. I'm quite organized and analytical, and often inspirational. I'm very good at preparing and giving presentations: ask me about this. Possibility thinking,

conceptualizing, writing, and reasoning are my strong suits, and I consider those to be my most valued skills.

I tend to get along very well with everybody, but especially with creative people and computer programmers.

Objective:

Part time low stress work where could do some writing and reasoning. and or design. Typing. Creative composition.

Computing Skills:

Programming: basic HTML, basic C/C++

Platforms: DOS (5,6.22), Windows (3.1, 95, NT, 98SE/Me, 2000/XP),

Linux (Debian 3.0, Knoppix 3.2), Mac (<= 8), PalmOS 5.21

Applications, as elicited through an interview:

- Word processing: Word, Emacs, Abiword, OpenOffice, Notepad, Wordpad, pico

- News/Email: Outlook Express, Netscape Communicator, Eudora, Opera, Evolution, Konquerer

- Project Management: Planner, Stickynotes

- IRC: mIRC

- BBS: MajorBBS, RenegadeBBS

- IM: Trillian, Yahoo Messenger, MSN IM, AIM, Tik, Zephyr, ntalk, ytalk

- File Transfer: WsFTP, Hotline, NcFTP, FTP, Synaptic Package

Manager, apt-get

- Terminal Client: telnet, finger, ping, man, cd, mv, mkdir, rmdir, ls, chmod, pwd, locate, wildcards, irc, pico, emacs (still learning), <tab> for auto-completion of paths.

- System Administration: DiskDefrag, Norton SpeedDisk, Norton Antivirus, ZoneAlarm Firewall

- MS: Word, Powerpoint, Excel, Access, Frontpage

- Adobe: Pagemaker, Photoshop, Acrobat Reader

- WWW Browsers: Lynx, Mozilla, Netscape, IE, Opera

- PDA Device: Palm Zire 71 (PalmOS 5.21)

- General: Software/Hardware/Driver installation/upgrades, Online research, price comparison, setup internet connections.

- Typing: Touch, WPM: >45wpm

---

